



## **FRESNO COUNTY ZOO AUTHORITY**

### **MEETING AGENDA**

**9:00 AM, Wednesday, May 28, 2025**

**Fresno Chaffee Zoo**

**Tonle Classroom located inside of Kingdoms of Asia**

**894 West Belmont Avenue, Fresno, CA 93728**

**(559) 498-5910**

1. Call to Order
2. Roll Call
3. Approve Agenda
4. Public Comments  
This portion of the meeting is reserved for persons desiring to address the board on matters within the Board's jurisdiction that are not on the agenda. Attention is called to the fact that the Board is prohibited from taking any action on matters that are not on the agenda. Members of the public are limited to three minutes to speak during Public Comments as well as for each item on the agenda. Before beginning comments, please state for the record your name and affiliation, if any
5. Approve Consent Agenda Items  
These matters are routine in nature and are usually approved by a single vote. Prior to action by the Board, the public will be given the opportunity to remove any item from the Consent Calendar. Items removed from the Consent Calendar may be heard immediately following approval of the Consent Calendar:
  - a. Review and approve minutes of March 26, 2025
  - b. Review and approve payment of County of Fresno May 2025 invoice for Professional and Specialized Services in the amount of \$22,144.51 for services through April 2025
  - c. Receive Treasurer's Reports for 3<sup>rd</sup> Quarter and April 2025
6. Receive Fresno Chaffee Zoo Director's report
7. Receive Fresno Chaffee Zoo March 2025 Year-to-Date Financial Report

8. Receive and approve request from Fresno's Chaffee Zoo Corporation to release remaining Measure Z budgeted funds from Conservation Action Center back into the Measure Z capital fund in the amount of \$309,560.22 in construction funds
9. Receive Zoo Authority Year Ended June 30, 2024 financial statements with independent auditor's report from CLA
10. Receive and approve Fiscal Year 2023-24 Annual Report
11. Review next meeting date and revise if necessary:
  - Wednesday, June 25, 2025
12. Receive staff reports
13. Chair's comments
14. Board Member comments
15. Adjourn

All supporting documentation is available for public review in the office of the Fresno County Zoo Authority, 2281 Tulare Street, Room 304, Fresno, 93721, during regular business hours.

For further information, please contact Ronald Alexander, Zoo Authority Coordinator, at 600-1710, email [zooauthority@co.fresno.ca.us](mailto:zooauthority@co.fresno.ca.us), or visit [www.zooauthority.org](http://www.zooauthority.org). Requests for disability-related modification or accommodation needed in order to participate in the meeting must be made to the Zoo Authority Coordinator no later than 9:00 a.m. on the day prior to the meeting.



**FRESNO COUNTY ZOO AUTHORITY**

**ACTION SUMMARY MINUTES**

**9:00 AM, Wednesday, March 26, 2025**

**Fresno Chaffee Zoo**

**Tonle Classroom located inside of Kingdoms of Asia**

**894 West Belmont Avenue, Fresno, CA 93728**

**(559) 498-5910**

1. Call to Order  
**VICE CHAIRMAN GARABEDIAN CALLED THE MEETING TO ORDER AT 9:00AM.**
2. Roll Call  
**A QUORUM WAS PRESENT WITH MEMBERS GARABEDIAN, HERZOG, TOSTE, AND WATERHOUSE IN ATTENDANCE.**
3. Approve Agenda  
**THE BOARD COORDINATOR ANNOUNCED A CORRECTION TO ITEM NUMBER 12. THE NEXT BOARD DATE WAS LISTED AS APRIL 30, 2025. IT SHOULD HAVE BEEN LISTED AS APRIL 23, 2025. MEMBER TOSTE MOVED TO APPROVE THE AGENDA. SECONDED BY MEMBER HERZOG. THE MOTION PASSED UNANIMOUSLY.**
4. Nominations and election of Board Officers for 2025  
**MEMBER GARABEDIAN NOMINATED AND MOVED TO APPROVE MEMBER ROMAN AS CHAIRMAN FOR 2025. SECONDED BY MEMBER TOSTE. THE MOTION PASSED UNANIMOUSLY. MEMBER TOSTE NOMINATED AND MOVED TO APPROVE MEMBER GARABEDIAN AS VICE CHAIRMAN FOR 2025. SECONDED BY MEMBER HERZOG. THE MOTION PASSED UNANIMOUSLY.**
5. Public Comments  
This portion of the meeting is reserved for persons desiring to address the board on matters within the Board's jurisdiction that are not on the agenda. Attention is called to the fact that the Board is prohibited from taking any action on matters that are not on the agenda. Members of the public are limited to three minutes to speak during Public Comments as well as for each item on the agenda. Before beginning comments, please state for the record your name and affiliation, if any  
**HELD. NONE RECEIVED.**

6. Approve Consent Agenda Items

These matters are routine in nature and are usually approved by a single vote. Prior to action by the Board, the public will be given the opportunity to remove any item from the Consent Calendar. Items removed from the Consent Calendar may be heard immediately following approval of the Consent Calendar:

- a. Review and approve minutes of December 18, 2024
- b. Review and approve payment of County of Fresno March 2025 invoice for Professional and Specialized Services in the amount of \$26,319.07 for services through January 2025
- c. Receive Treasurer's Reports for January and February 2025

**MEMBER TOSTE MOVED TO APPROVE THE CONSENT ITEMS. SECONDED BY MEMBER HERZOG. THE MOTION PASSED UNANIMOUSLY.**

7. Receive Fresno Chaffee Zoo Director's report

**RECEIVED. CEO JON DOHLIN PROVIDED A CONSTRUCTION UPDATE. WORKING ON MAINTENANCE WAREHOUSE PROJECT. DESIGN IS ALMOST COMPLETE. EVENT SPACE IS COMPLETE. PROVIDED AN UPDATE ON PARKING/STRUCTURE.**

8. Receive Fresno Chaffee Zoo December 2025 Year-to-Date Financial Report

**RECEIVED. CFO NORA CROW REPORTED ON DECEMBER AND JANUARY ATTENDANCE, SELF-GENERATED REVENUE, TOTAL EXPENSES, OPERATING DEFICIT, AND NET DEFICIT. REPORTED ON THE YTD VARIANCE ANALYSIS VS BUDGET AND THE BALANCE SHEET. REPORTED ON DEVELOPMENT OF A 5-10 YEAR HYPOTHETICAL ENTRY/BUDGET RATE SCHEDULE.**

9. Approve and authorize release of retention withheld on construction services related to New Event Space totaling \$29,935.67 for the following vendors: Durham Construction (\$28,115.32), C3 Electric (\$1,820.35)

**MEMBER HERZOG MOVED TO APPROVE THE RELEASE OF RETENTION. MEMBER WATERHOUSE SECONDED THE MOTION. MEMBER TOSTE REQUESTED THAT THE REMAINING DOLLAR AMOUNTS AND EXPECTED FINAL COMPLETION OF THE PROJECT BE PRESENTED AT THE NEXT MEETING. THE MOTION PASSED UNANIMOUSLY.**

10. Receive and approve request from Fresno's Chaffee Zoo Corporation to release remaining Measure Z budgeted funds from Kingdoms of Asia in the total amount of \$9,238.53 in construction funds

**MEMBER HERZOG MOVED TO APPROVE THE RELEASE OF MEASURE Z FUNDS. SECONDED BY MEMBER WATERHOUSE. THE MOTION PASSED UNANIMOUSLY.**

11. Receive and approve request from Fresno's Chaffee Zoo Corporation to release remaining Measure Z budgeted funds from Kingdoms of Asia Phase II (formerly Mixed Species Exhibit) in the total amount of \$20,749.95 in design funds

**MEMBER TOSTE MOVED TO APPROVE THE RELEASE OF MEASURE Z FUNDS. SECONDED BY MEMBER HERZOG. THE MOTION PASSED UNANIMOUSLY.**

12. Review next meeting date and revise if necessary:

- Wednesday, April 30, 2025 (CORRECTED TO APRIL 23, 2025)

**MEMBER HERZOG MOVED TO CANCEL THE APRIL MEETING AND TO KEEP THE SCHEDULED MAY MEETING. SECONDED BY MEMBER TOSTE. THE MOTION PASSED UNANIMOUSLY.**

13. Receive staff reports  
**NO ADDITIONAL REPORTS RECEIVED.**
14. Chair's comments  
**VICE CHAIRMAN STATED ALL DID GREAT WORK AND THAT IT WAS A BEAUTIFUL DAY TO ENJOY THE ZOO.**
15. Board Member comments  
**MEMBER TOSTE MENTIONED THAT THE EVENT SPACE LOOKS GREAT.**
16. Adjourn  
**THERE BEING NO FURTHER BUSINESS BEFORE THE BOARD, VICE CHAIRMAN GARABEDIAN ADJOURNED THE MEETING AT 9:51AM.**

All supporting documentation is available for public review in the office of the Fresno County Zoo Authority, 2281 Tulare Street, Room 304, Fresno, 93721, during regular business hours.

For further information, please contact Ronald Alexander, Zoo Authority Coordinator, at 600-1710, email [zooauthority@co.fresno.ca.us](mailto:zooauthority@co.fresno.ca.us), or visit [www.zooauthority.org](http://www.zooauthority.org). Requests for disability-related modification or accommodation needed in order to participate in the meeting must be made to the Zoo Authority Coordinator no later than 9:00 a.m. on the day prior to the meeting.



Invoice for Professional Services in Support of the Zoo Authority  
Billing Hours and Expenses through April 2025

Invoice Number  
5-ZOO-05282025

**May 28, 2025**

TO: Zoo Authority Board  
c/o County of Fresno  
2281 Tulare St. Room 304  
Fresno, CA 93721

Department / Title	Hours	Rates	Cost
<b>ACTTC FR&amp;A</b>			
<i>Accounting &amp; Finance Div Chief</i>	0.50	\$171.00	\$85.50
<i>Accounting &amp; Finance Manager</i>	16.00	\$137.60	\$2,201.60
<i>Accountant II</i>	30.50	\$110.60	\$3,373.30
<i>Accountant I</i>	0.00	\$98.20	\$0.00
<i>Account Clerk I</i>	0.00	\$68.50	\$0.00
<i>Account Clerk II</i>	95.20	\$94.60	\$9,005.91
<i>Supervising Account Clerk</i>	0.00	\$91.80	\$0.00
<i>CLA Audit Report</i>			\$6,751.50
<b>County Counsel</b>			
<i>Deputy County Counsel</i>	4.30	\$169.00	\$726.70
<b>CAO</b>			
<i>Board Coordinator</i>		\$130.52	\$0.00
<b>Professional Services Total</b>	<b>146.50</b>		<b>\$22,144.51</b>
<b>Office Expense Total</b>			
<b>Invoice Total</b>			<b>\$22,144.51</b>



# Invoice

FOR COUNTY USE ONLY

ACCOUNT	FUND	ORG	PROGRAM	SUBCLASS
4885	0001	0300	0	10000

**BILL TO:**

Zoo Authority  
Email to:  
[ronalexander@fresnocountyca.gov](mailto:ronalexander@fresnocountyca.gov)

Invoice Date	Invoice Number	Due Date
3/26/2025	25178	4/26/2025

**MAKE YOUR REMITTANCE PAYABLE TO:**

FRESNO COUNTY TREASURER

AND SEND IT TO THE FOLLOWING ADDRESS:

Oscar J. Garcia, CPA  
AUDITOR-CONTROLLER/TREASURER TAX  
COLLECTOR - ADMINISTRATION DIVISION

PO BOX 1247  
FRESNO, CA 93715-1247

**PLEASE INCLUDE THE INVOICE NUMBER ON YOUR CHECK OR MONEY ORDER**

[illegible]



# Invoice

FOR COUNTY USE ONLY

ACCOUNT	FUND	ORG	PROGRAM	SUBCLASS
4885	0001	0300	0	10000

**BILL TO:**

Zoo Authority

Email to:

[ronalexander@fresnocountyca.gov](mailto:ronalexander@fresnocountyca.gov)

SEPARATE INVOICE

Invoice Date	Invoice Number	Due Date
4/16/2025	25199	5/16/2025

**MAKE YOUR REMITTANCE PAYABLE TO:**

FRESNO COUNTY TREASURER

**AND SEND IT TO THE FOLLOWING ADDRESS:**

Oscar J. Garcia, CPA

AUDITOR-CONTROLLER/TREASURER TAX

COLLECTOR - ADMINISTRATION DIVISION

PO BOX 1247

FRESNO, CA 93715-1247

PLEASE INCLUDE THE INVOICE NUMBER ON YOUR CHECK OR MONEY ORDER

[illegible]





# Invoice

FOR COUNTY USE ONLY				
ACCOUNT	FUND	ORG	PROGRAM	SUBCLASS
4885	0001	0300	0	10000

BILL TO:

Zoo Authority

Email to:

[ronalexander@fresnocountyca.gov](mailto:ronalexander@fresnocountyca.gov)

Invoice Date	Invoice Number	Due Date
4/30/2025	25222	5/30/2025

**MAKE YOUR REMITTANCE PAYABLE TO:**

## FRESNO COUNTY TREASURER

AND SEND IT TO THE FOLLOWING ADDRESS:

Oscar J. Garcia, CPA

AUDITOR-CONTROLLER/TREASURER TAX

COLLECTOR - ADMINISTRATION DIVISION

PO BOX 1247

FRESNO, CA 93715-1247

**PLEASE INCLUDE THE INVOICE NUMBER ON YOUR CHECK OR MONEY ORDER**

[illegible]



# Invoice

FOR COUNTY USE ONLY

ACCOUNT	FUND	ORG	PROGRAM	SUBCLASS
4885	0001	0300	0	1000

**BILL TO:**

Zoo Authority

Email to:

[ronalexander@fresnocountyca.gov](mailto:ronalexander@fresnocountyca.gov)

Invoice Date	Invoice Number	Due Date
5/13/2025	25245	6/13/2025

**MAKE YOUR REMITTANCE PAYABLE TO:**

FRESNO COUNTY TREASURER

**AND SEND IT TO THE FOLLOWING ADDRESS:**

Oscar J. Garcia, CPA

AUDITOR-CONTROLLER/TREASURER TAX  
COLLECTOR - ADMINISTRATION DIVISION

PO BOX 1247

FRESNO, CA 93715-1247

PLEASE INCLUDE THE INVOICE NUMBER ON YOUR CHECK OR MONEY ORDER

[illegible]

## Statement

Date: April 9, 2025

Invoice # 25-10

FRESNO COUNTY COUNSEL  
2220 Tulare Street, Suite 500  
Fresno, CA 93721

Bill to: Zoo Authority  
VIA Email to Ron Alexander

**Comments:**

[illegible]

Remittance	
Invoice #	25-10
Date	
Amount Due	\$3,312.40
Amount Enclosed	

Make all checks payable to Fresno County Counsel  
2220 Tulare Street, Suite 500, Fresno, CA 93721 Ph# 559/600-3479



**Fresno County Zoo Authority  
Treasurer's Report  
Unaudited Cash Basis  
For the Month Ended April 30, 2025**

Summary of Measure Z Proceeds			
Tax Proceeds Received:			
	- Measure Z - Sales Tax Proceeds	\$	1,422,494.06
	Total Proceeds Received:	\$	1,422,494.06
Tax Proceeds Allocated:			
	- Allocation to Zoo Authority Fund (2%)		28,449.88
	- Allocation to Trust Fund for Operations and Capital Projects (98%)		1,394,044.18
	Total Proceed Allocations	\$	1,422,494.06
Cash Balance by Fund			
<b>Zoo Authority Fund</b> >> Administrative Fund 2%			
	Beginning Cash Balance	\$	3,601,173.50
Receipts:	- Measure Z Sales Tax Proceeds		28,449.88
	- Interest Received		25,162.45
Disbursements:	- PeopleSoft Financial Charges		(430.20)
	- ITSD Data Processing Charges		(51.95)
	- ZA Staff Invoice Reimbursement for Professional Services		(26,319.07)
	Net Increase/(Decrease) to Cash		26,811.11
	<b>Ending Cash Balance - Zoo Authority Administrative Fund</b>	<b>\$</b>	<b>3,627,984.61</b>
<b>Trust Fund for FCZC Operations and Capital Projects</b> 98%			
	Beginning Cash Balance	\$	50,007,790.57
>> <b>Operations Fund</b>			
	Beginning Cash Balance		7,413,469.18
Receipts:	- Measure Z Sales Tax Proceeds		464,681.39
	- Interest Received		42,394.01
Disbursements:	- FCZC Operations Claim #2025-02		(1,012,563.15)
	- Wire Fees		(20.00)
	Net Increase/(Decrease) to Cash		(505,507.75)
	<b>Ending Cash Balance - Available for Operations</b>	<b>\$</b>	<b>6,907,961.43</b>
>> <b>Capital Facilities Project Fund</b>			
	Beginning Cash Balance	\$	42,594,321.39
Receipts:	- Measure Z Sales Tax Proceeds		929,362.79
	- Interest Received		279,044.27
	- African River Project Repayment Interest		8,006.32
	- African River Project Agreement Repayment		38,471.76
Disbursements:	- FCZC Capital Claim #2025-02C		(246,172.24)
	Net Increase/(Decrease) to Cash		1,008,712.90
	<b>Ending Cash Balance - Available for Capital Projects</b>	<b>\$</b>	<b>43,603,034.29</b>
	Ending Balance Available for Operations and Capital Projects	\$	50,510,995.72
	Total Interest Received During the Month		354,607.05

By Staff \_\_\_\_\_

Date \_\_\_\_\_

Accepted \_\_\_\_\_

Date \_\_\_\_\_

\*Interest receipts are recorded in the month received rather than in the month earned and were calculated on an annual percentage rate of 2.996% as of March 31, 2025.



## Fresno County Zoo Authority

### SUMMARY OF MEASURE Z SALES TAX PROCEEDS

	Prior Fiscal Years			CURRENT FISCAL YEAR			
	2021-22	2022-23	2023-24	2024-25			
	ACTUAL	ACTUAL	ACTUAL	BUDGETED	ACTUAL	BUDGET TO ACTUAL	
	TAX RECEIPTS	TAX RECEIPTS	TAX RECEIPTS	TAX RECEIPTS	TAX RECEIPTS	VARIANCE	
July	2,124,574	2,050,253	1,995,098	2,005,473	1,905,679	(99,794)	-4.98%
August	1,637,692	1,848,761	1,894,187	1,904,037	1,817,945	(86,092)	-4.52%
September	1,638,799	1,702,532	1,704,489	1,713,352	1,725,891	12,539	0.73%
October	1,919,542	1,857,650	1,828,102	1,837,608	1,603,753	(233,855)	-12.73%
November	1,649,471	1,871,323	1,896,677	1,906,540	2,038,199	131,659	6.91%
December	1,573,898	1,739,869	1,653,448	1,662,046	1,777,368	115,322	6.94%
January	1,555,927	1,599,634	1,608,374	1,616,738	1,560,536	(56,202)	-3.48%
February	2,256,736	2,189,378	2,082,571	2,093,400	2,326,642	233,242	11.14%
March	1,529,499	1,622,972	1,661,989	1,670,631	1,572,217	(98,414)	-5.89%
April	1,542,639	1,518,282	1,519,602	1,527,504	1,422,494	(105,010)	-6.87%
May	1,972,403	1,807,486	1,858,151	—	—	—	
June	1,712,649	1,679,730	1,699,914	—	—	—	
Total	21,113,829	21,487,870	21,402,602	\$ 17,937,329	17,750,724	(186,604)	-1.04%

**TOTAL MEASURE Z PROCEEDS FROM INCEPTION**    \$ 283,286,165

Prepared by the County of Fresno, Office of the Auditor-Controller/Treasurer-Tax Collector



**Fresno County Zoo Authority  
Treasurer's Report  
Unaudited Cash Basis  
For the Month Ended April 30, 2025**

Summary of Quarterly Interest Receipts							
			4845-10000	4850-10000	4850-427000		Total Interest
			Zoo Authority Administration	FCZC - Operations	FCZC - Capital Projects	African River Repayment	
Quarter	Allocation	Date Received					
1st	African River		—	—	—	—	\$ —
	1st	7/19/2024	652.44	1,368.12	6,376.42	—	\$ 8,396.98
	2nd	9/30/2024	22,894.66	48,008.41	223,754.07	—	\$ 294,657.14
2nd	African River		—	—	—	—	\$ —
	1st	10/21/2024	703.89	1,222.61	7,318.58	—	\$ 9,245.08
	2nd	12/31/2024	23,998.66	41,684.33	249,522.70	—	\$ 315,205.69
3rd	African River	1/2/2025	—	—	—	8,387.23	\$ 8,387.23
	1st	1/21/2025	703.89	1,222.61	7,318.58	—	\$ 9,245.08
	Adjustment	2/27/2025	34.29	13.45	857.46	—	\$ 905.20
	2nd	4/1/2025	24,418.72	40,888.38	270,460.61	—	\$ 335,767.71
4th	African River	4/4/2025	—	—	—	8,006.32	\$ 8,006.32
	1st	4/18/2025	743.73	1,505.63	8,583.66	—	\$ 10,833.02
	2nd						\$ —
Total			\$ 74,150.28	\$ 135,913.54	\$ 774,192.08	\$ 16,393.55	\$ 1,000,649.45

For Fiscal Year Ending June 30, 2025



**Fresno County Zoo Authority  
Capital Projects Fund Cash Flow  
For the Month Ended April 30, 2025**

**Cash Balance as of 4/30/2025** **\$ 43,603,034**

**ENCUMBRANCES**

**(earmarked projects, FY24-25 expenditures paid through April 2025 claims):**

<b>Mixed Species Exhibit Construction - July 2022/Nov 2022</b>	358,029
<b>Conservation Building - Construction - Sept 2022</b>	309,561
<b>Event Space</b>	105,398
<b>Reclaimed Water Project</b>	246,117
<b>Maintenance Facility-Design</b>	878,535
<b>Animal Acquisition</b>	97,710
<b>Exhibit Renovations</b>	791,731

<b>Total Encumbrances:</b>	<u><u>\$ (2,787,081)</u></u>
----------------------------	------------------------------

<b>TOTAL:</b>	<u><u>\$ 40,815,953</u></u>
---------------	-----------------------------



**Fresno County Zoo Authority  
Operations Fund Cash Flow  
For the Month Ended April 30, 2025**

**Cash Balance as of 4/30/2025** **\$ 6,907,961**

**ENCUMBRANCES**

**(earmarked projects, FY24-25 expenditures paid through April 2025 claims):**

Animal	3,166,009
Veterinary	300,074
Maintenance	807,576
Commissary	333,346
Maintenance-General Equipment	29,383
Maintenance-Equipment	76,349
Maint-Water/Water Standby	95,947
Maintenance-Buildings & Ground	570,130
Medical, Dental & Lab Supplies	69,605
Utilities	281,312
Animal Feed	377,090
Interest/Bank Charges	220

<b>Total Encumbrances:</b>	<u><u>\$ (6,107,041)</u></u>
----------------------------	------------------------------

<b>TOTAL:</b>	<u><u>\$ 800,920</u></u>
---------------	--------------------------





**Fresno County Zoo Authority  
Administration Fund Cash Flow  
For the Month Ended April 30, 2025**

**Cash Balance as of 4/30/2025** \$ 3,627,985


**ENCUMBRANCES**

**(FY 24-25 Remaining budgets, ZA Claims paid through April 2025):**

Telephone Charges	250
Office Expense	5,000
Postage	1,000
PeopleSoft Financials Charges	420
Professional & Specialized Services	98,511
Data Processing Services	1,449
Publications & Legal Notices	500
Trans, Travel & Education	2,500

<b>Total Encumbrances:</b>	<u>\$ (109,630)</u>
----------------------------	---------------------

<b>TOTAL:</b>	<u><u>\$ 3,518,355</u></u>
---------------	----------------------------



**Fresno County Zoo Authority  
Treasurer's Report  
Unaudited Cash Basis  
For the Month Ended April 30, 2025**

African River Project Agreement for Repayment of Funds					
Quarter	Beginning Balance	Total Payment	Principal	Interest	Ending Balance
1/2025	838,722.70	46,478.08	38,090.85	8,387.23	800,631.85
4/2025	800,631.85	46,478.08	38,471.76	8,006.32	762,160.09
7/2025	762,160.09	46,478.08	38,856.48	7,621.60	723,303.61
10/2025	723,303.60	46,478.08	39,245.04	7,233.04	684,058.57
1/2026	684,058.56	46,478.08	39,637.49	6,840.59	644,421.08
4/2026	644,421.06	46,478.08	40,033.87	6,444.21	604,387.21
7/2026	604,387.19	46,478.08	40,434.21	6,043.87	563,953.00
10/2026	563,952.98	46,478.08	40,838.55	5,639.53	523,114.45
1/2027	523,114.43	46,478.08	41,246.94	5,231.14	481,867.51
4/2027	481,867.49	46,478.08	41,659.40	4,818.68	440,208.11
7/2027	440,208.08	46,478.08	42,076.00	4,402.08	398,132.11
10/2027	398,132.08	46,478.08	42,496.76	3,981.32	355,635.35
1/2028	355,635.32	46,478.08	42,921.73	3,556.35	312,713.62
4/2028	312,713.59	46,478.08	43,350.94	3,127.14	269,362.68
7/2028	269,362.64	46,478.08	43,784.45	2,693.63	225,578.23
10/2028	225,578.18	46,478.08	44,222.30	2,255.78	181,355.93
1/2029	181,355.88	46,478.08	44,664.52	1,813.56	136,691.41
4/2029	136,691.36	46,478.08	45,111.17	1,366.91	91,580.24
7/2029	91,580.19	46,478.08	45,562.28	915.80	46,017.96
10/2029	46,017.91	46,478.14	46,017.96	460.18	—
Paid as of April 30, 2025			76,562.61	16,393.55	



**Fresno County Zoo Authority  
Treasurer's Report  
Unaudited Cash Basis  
For the Quarter Ended March 31, 2025**

Summary of Measure Z Proceeds			
Tax Proceeds Received:			
-	Measure Z - Sales Tax Proceeds	\$	5,459,395.87
	Total Proceeds Received:	\$	5,459,395.87
Tax Proceeds Allocated:			
-	Allocation to Zoo Authority Fund (2%)		109,187.92
-	Allocation to Trust Fund for Operations and Capital Projects (98%)		5,350,207.95
	Total Proceed Allocations	\$	5,459,395.87
<b>Cash Balance by Fund</b>			
<b>Zoo Authority Fund &gt;&gt; Administrative Fund 2%</b>			
	Beginning Cash Balance	\$	3,501,889.51
Receipts:	- Measure Z Sales Tax Proceeds		109,187.92
	- Interest Received		738.18
Disbursements:	- PeopleSoft Financial Charges		(110.40)
	- ITSD Data Processing Charges		(1,290.60)
	- ZA Staff Invoice Reimbursement for Professional Services		(9,241.11)
	Net Increase/(Decrease) to Cash		99,283.99
	<b>Ending Cash Balance - Zoo Authority Administrative Fund</b>	<b>\$</b>	<b>3,601,173.50</b>
<b>Trust Fund for FCZC Operations and Capital Projects 98%</b>			
	Beginning Cash Balance	\$	46,556,010.50
<b>&gt;&gt;&gt; Operations Fund</b>			
	Beginning Cash Balance		6,490,547.61
Receipts:	- Measure Z Sales Tax Proceeds		1,783,402.65
	- Interest Received		1,236.06
Disbursements:	- FCZC Operations Claim #2024-10		(21,805.71)
	- FCZC Operations Claim #2025-01		(839,851.43)
	- Wire Fees		(60.00)
	Net Increase/(Decrease) to Cash		922,921.57
	<b>Ending Cash Balance - Available for Operations</b>	<b>\$</b>	<b>7,413,469.18</b>
<b>&gt;&gt;&gt; Capital Facilities Project Fund</b>			
	Beginning Cash Balance	\$	40,065,462.89
Receipts:	- Measure Z Sales Tax Proceeds		3,566,805.30
	- Interest Received		8,176.04
	- African River Project Repayment Interest		8,387.23
	- African River Project Agreement Repayment		38,090.85
Disbursements:	- FCZC Capital Claim #2024-10C		(650,820.14)
	- FCZC Capital Claim #2024-11C		(107,717.38)
	- FCZC Capital Claim #2024-12C		(34,922.59)
	- FCZC Capital Claim #2025-01C		(299,140.81)
	Net Increase/(Decrease) to Cash		2,528,858.50
	<b>Ending Cash Balance - Available for Capital Projects</b>		<b>42,594,321.39</b>
	<b>Ending Balance Available for Operations and Capital Projects</b>		<b>50,007,790.57</b>
	<b>Total Interest Received During the Quarter</b>		<b>18,537.51</b>

By Staff \_\_\_\_\_ Date \_\_\_\_\_

Accepted \_\_\_\_\_ Date \_\_\_\_\_

\* Interest receipts are recorded in the month received rather than in the month earned and were calculated on an annual percentage rate of 2.924% as of December 31, 2024.



## Fresno County Zoo Authority

### SUMMARY OF MEASURE Z SALES TAX PROCEEDS

	Prior Fiscal Years			CURRENT FISCAL YEAR			
	2021-22	2022-23	2023-24	2024-25			
	ACTUAL TAX RECEIPTS	ACTUAL TAX RECEIPTS	ACTUAL TAX RECEIPTS	BUDGETED TAX RECEIPTS	ACTUAL TAX RECEIPTS	BUDGET TO ACTUAL VARIANCE	
July	2,124,574	2,050,253	1,995,098	\$ 2,005,473	\$ 1,905,679	\$ (99,794)	-4.98%
August	1,637,692	1,848,761	1,894,187	1,904,037	1,817,945	(86,092)	-4.52%
September	1,638,799	1,702,532	1,704,489	1,713,352	1,725,891	12,539	0.73%
October	1,919,542	1,857,650	1,828,102	1,837,608	1,603,753	(233,855)	-12.73%
November	1,649,471	1,871,323	1,896,677	1,906,540	2,038,199	131,659	6.91%
December	1,573,898	1,739,869	1,653,448	1,662,046	1,777,368	115,322	6.94%
January	1,555,927	1,599,634	1,608,374	1,616,738	1,560,536	(56,202)	-3.48%
February	2,256,736	2,189,378	2,082,571	2,093,400	2,326,642	233,242	11.14%
March	1,529,499	1,622,972	1,661,989	1,670,631	1,572,217	(98,414)	-5.89%
April	1,542,639	1,518,282	1,519,602			-	
May	1,972,403	1,807,486	1,858,151		-	-	
June	1,712,649	1,679,730	1,699,914		-	-	
Total	\$ 21,113,829	\$ 21,487,870	\$ 21,402,602	\$ 16,409,825	\$ 16,328,230	\$ (81,595)	-0.50%

**TOTAL MEASURE Z PROCEEDS FROM INCEPTION**    \$ 281,863,671



**Fresno County Zoo Authority**  
**Treasurer's Report**  
**Unaudited Cash Basis**  
**For the Month Ended March 31, 2025**

Summary of Quarterly Interest Receipts							
			4845-10000	4850-10000	4850-427000		Total Interest
			Zoo Authority Administration	FCZC - Operations	FCZC - Capital Projects	African River Repayment	
Quarter	Allocation	Date Received					
1st	African River		—	—	—	—	\$ —
	1st	7/19/2024	652.44	1,368.12	6,376.42	—	\$ 8,396.98
	2nd	9/30/2024	22,894.66	48,008.41	223,754.07	—	\$ 294,657.14
2nd	African River		—	—	—	—	\$ —
	1st	10/21/2024	703.89	1,222.61	7,318.58	—	\$ 9,245.08
	2nd	12/31/2024	23,998.66	41,684.33	249,522.70	—	\$ 315,205.69
3rd	African River	1/2/2025	—	—	—	8,387.23	\$ 8,387.23
	1st	1/21/2025	703.89	1,222.61	7,318.58	—	\$ 9,245.08
	Adjustment	2/27/2025	34.29	13.45	857.46	—	\$ 905.20
	2nd		—	—	—	—	\$ —
4th	African River		—	—	—	—	\$ —
	1st		—	—	—	—	\$ —
	2nd		—	—	—	—	\$ —
Total			\$ 48,987.83	\$ 93,519.53	\$ 495,147.81	\$ 8,387.23	\$ 646,042.40

For Fiscal Year Ending June 30, 2025



**Fresno County Zoo Authority  
Capital Projects Fund Cash Flow  
For the Month Ended March 31, 2025**

**Cash Balance as of 3/31/2025**

**\$ 42,594,321**

**ENCUMBRANCES**

**(earmarked projects, FY24-25 expenditures paid through March 2025 claims):**

Asia Construction -July 2020	9,239
Mixed Species Exhibit Design - June 2021	20,750
Mixed Species Exhibit Construction - July 2022/Nov 2022	364,020
Conservation Building - Construction - Sept 2022	352,840
Event Space	107,471
Reclaimed Water Project	407,640
Maintenance Facility-Design	911,775
Animal Acquisition	97,776
Exhibit Renovations	791,731

**Total Encumbrances:**

**\$ (3,063,242)**

**TOTAL:**

**\$ 39,531,079**



**Fresno County Zoo Authority  
Operations Fund Cash Flow  
For the Month Ended March 31, 2025**

**Cash Balance as of 3/31/2025** **\$ 7,413,469**

**ENCUMBRANCES**

(earmarked projects, FY24-25 expenditures paid through March 2025 claims):

Animal	3,655,336
Veterinary	357,728
Maintenance	991,127
Commissary	382,682
Maintenance-General Equipment	32,483
Maintenance-Equipment	81,247
Maint-Water/Water Standby	106,954
Maintenance-Buildings & Ground	614,855
Medical, Dental & Lab Supplies	80,732
Utilities	400,671
Animal Feed	415,569
Interest/Bank Charges	240

<b>Total Encumbrances:</b>	<u><u>\$ (7,119,624)</u></u>
----------------------------	------------------------------

<b>TOTAL:</b>	<u><u>\$ 293,845</u></u>
---------------	--------------------------



**Fresno County Zoo Authority  
Administration Fund Cash Flow  
For the Month Ended March 31, 2025**

**Cash Balance as of 3/31/2025** \$ 3,601,174

**ENCUMBRANCES**

**(FY 24-25 Remaining budgets, ZA Claims paid through March 2025):**

Telephone Charges	250
Office Expense	5,000
Postage	1,000
PeopleSoft Financials Charges	471
Professional & Specialized Ser	124,830
Data Processing Services	1,880
Publications & Legal Notices	500
Trans, Travel & Education	2,500

<b>Total Encumbrances:</b>	<u>\$ (136,431)</u>
----------------------------	---------------------

<b>TOTAL:</b>	<u><u>\$ 3,464,743</u></u>
---------------	----------------------------





**Fresno County Zoo Authority  
Treasurer's Report  
Unaudited Cash Basis  
For the Month Ended March 31, 2025**

African River Project Agreement for Repayment of Funds					
Quarter	Beginning Balance	Total Payment	Principal	Interest	Ending Balance
1/2025	838,722.70	46,478.08	38,090.85	8,387.23	800,631.85
4/2025	800,631.85	46,478.08	38,471.76	8,006.32	762,160.09
7/2025	762,160.09	46,478.08	38,856.48	7,621.60	723,303.61
10/2025	723,303.60	46,478.08	39,245.04	7,233.04	684,058.57
1/2026	684,058.56	46,478.08	39,637.49	6,840.59	644,421.08
4/2026	644,421.06	46,478.08	40,033.87	6,444.21	604,387.21
7/2026	604,387.19	46,478.08	40,434.21	6,043.87	563,953.00
10/2026	563,952.98	46,478.08	40,838.55	5,639.53	523,114.45
1/2027	523,114.43	46,478.08	41,246.94	5,231.14	481,867.51
4/2027	481,867.49	46,478.08	41,659.40	4,818.68	440,208.11
7/2027	440,208.08	46,478.08	42,076.00	4,402.08	398,132.11
10/2027	398,132.08	46,478.08	42,496.76	3,981.32	355,635.35
1/2028	355,635.32	46,478.08	42,921.73	3,556.35	312,713.62
4/2028	312,713.59	46,478.08	43,350.94	3,127.14	269,362.68
7/2028	269,362.64	46,478.08	43,784.45	2,693.63	225,578.23
10/2028	225,578.18	46,478.08	44,222.30	2,255.78	181,355.93
1/2029	181,355.88	46,478.08	44,664.52	1,813.56	136,691.41
4/2029	136,691.36	46,478.08	45,111.17	1,366.91	91,580.24
7/2029	91,580.19	46,478.08	45,562.28	915.80	46,017.96
10/2029	46,017.91	46,478.14	46,017.96	460.18	—
Paid as of March 31, 2025			38,090.85	8,387.23	



## AGENDA ITEM 6

---

DATE: May 28, 2025

TO: Fresno County Zoo Authority Board

FROM: Jon Forrest Dohlin, Chief Executive Officer  
Fresno Chaffee Zoo Corporation

SUBJECT: Zoo Director's Report

---

### RECOMMENDED ACTION:

**Receive Fresno Chaffee Zoo Director's report**



## AGENDA ITEM 7

---

DATE: May 28, 2025

TO: Fresno County Zoo Authority Board

FROM: Nora Crow, Chief Financial Officer  
Fresno Chaffee Zoo Corporation

SUBJECT: March 2025 Year-to-Date Financial Report

---

### RECOMMENDED ACTION:

**Receive Fresno Chaffee Zoo Corporation's March 2025 Year-to-Date Financial Report.**

### ATTACHMENTS:

March 2025 Financial Report



## Financial Report

**March 2025 YTD**

# Summary

---

## March 2025

**Key Takeaway:** Attendance in March was over budget; field trips began visiting the Big Bugs Exhibit; \$143K of Recovery Challenge grant expended

- \$4.5m self-generated revenue YTD (9% above budget)
- \$6.8m total expenses (13% below budget)
- \$2.3m operating deficit (less than budgeted deficit of \$3.7m)
- **\$532k operating surplus with MZ operating support (budgeted deficit of \$660k)**
- \$724k net deficit – MZ Capital Funds, Depreciation, Investment Income/Interest

## April 2025 Preliminary

**Key Takeway:** Attendance in April was slightly under budget; Butterfly exhibit opened with 20,870 guests for the month

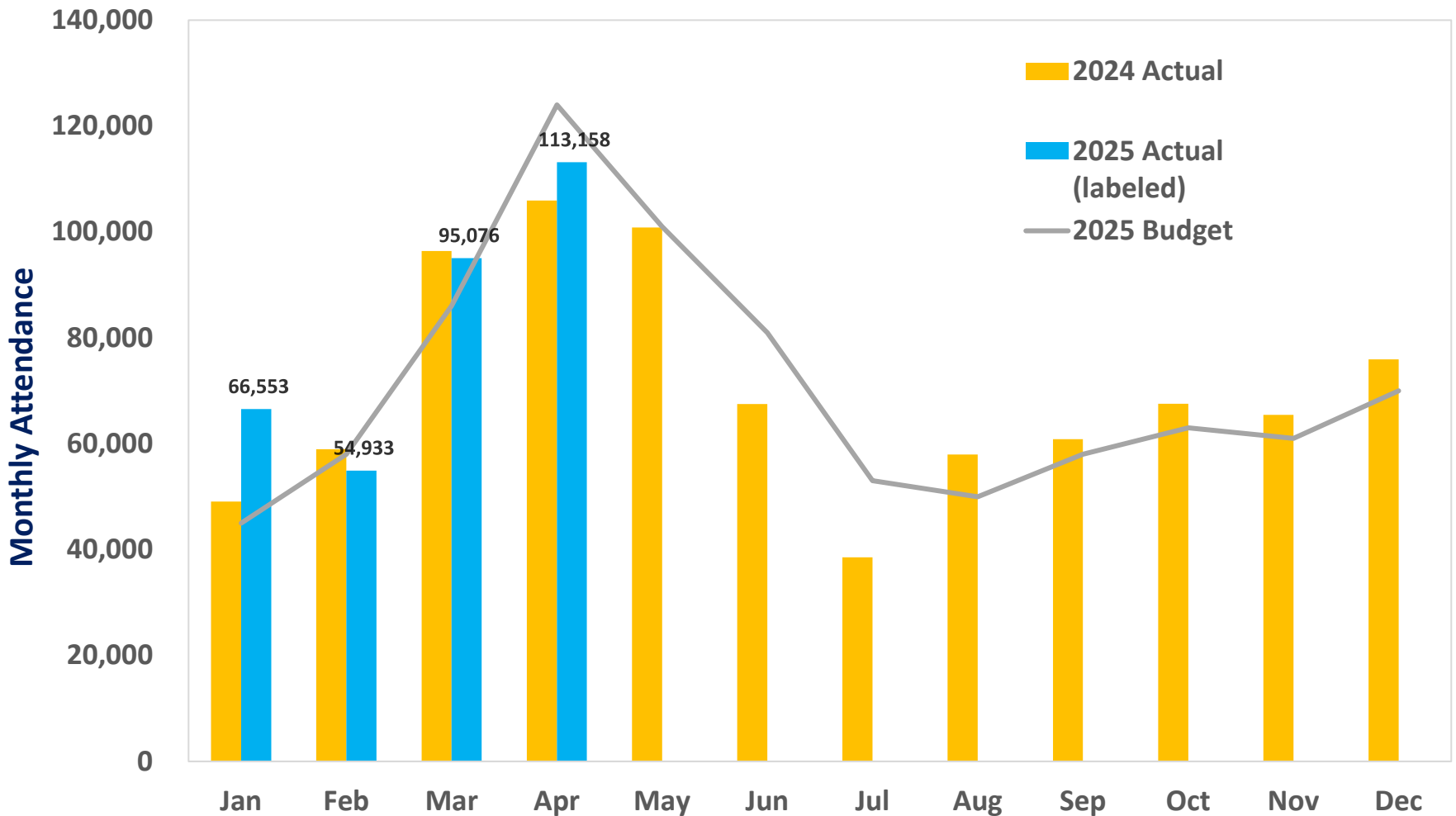
- \$6.9m self generated revenue YTD (6.5% above budget)
- \$9.4m total expenses (8.4% below budget)
- \$2.5m operating deficit (less than budgeted deficit of \$3.8m)
- **\$1.2m operating surplus with MZ operating support (budgeted surplus of \$244k)**

# March 2025 – Attendance

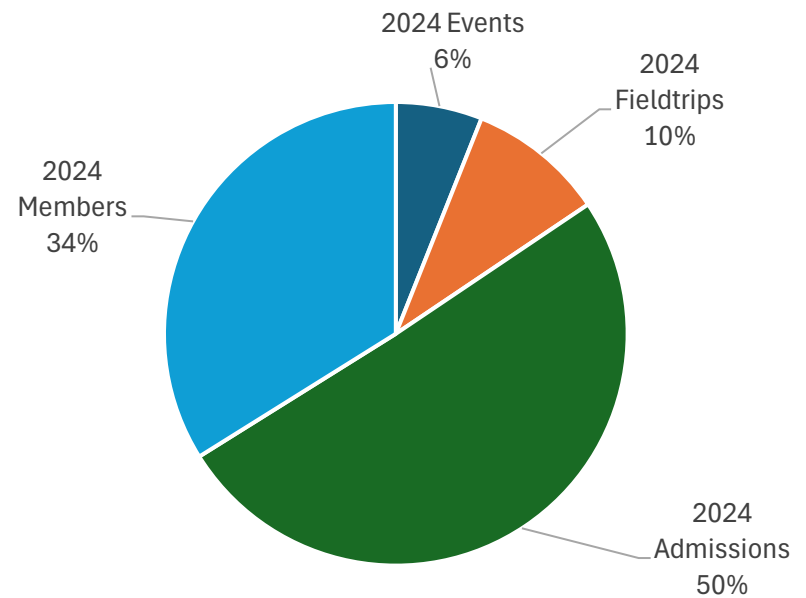
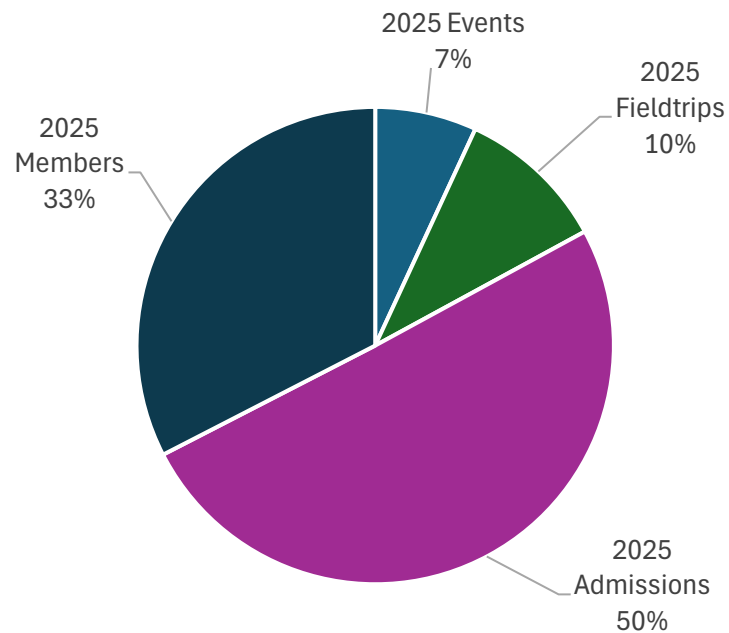
March 2025 = 95,076 (99% of 2024, 111% of budget)

March YTD attendance = 216,562 (106% of 2024, 115% of budget)

April 2025 YTD attendance = 329,720 (106% of 2024, 105% of budget)



# March YTD Admissions Breakdown



# Mar. '25 YTD – Variance Analysis vs. Budget

Summary	FY 25 Actual	FY 25 Budgeted	FY 25 Diff.	% Diff.	FY 24 Actual	FY 24 Diff.	% Diff.
Attendance	216,562	189,000	27,562	15%	204,459	12,103	6%
Revenue	\$4,452,885	\$4,075,022	\$377,863	9%	\$3,428,484	\$1,024,401	30%
Personnel Expenses	\$4,422,936	\$4,523,001	(\$100,065)	(2%)	\$4,254,550	\$168,386	4%
Other Expenses	\$2,369,340	\$3,258,630	(\$889,290)	(27%)	\$2,163,931	\$205,408	9%
Operations Surplus (Deficit)	(\$2,339,391)	(\$3,706,609)	\$1,367,218	37%	(\$2,989,998)	\$650,607	22%
Measure Z Operating	\$2,871,630	\$3,046,082	(\$174,452)	(6%)	\$2,556,838	\$314,792	12%
Operations + MZ Surplus (Deficit)	\$532,239	(\$660,527)	\$1,192,766	nm	(\$433,160)	\$965,399	nm
Other Non-Operating	(\$1,256,958)	\$813,634	(\$2,070,592)	nm	\$730,307	(\$1,987,265)	nm
Net Surplus (Deficit)	(\$724,719)	\$153,107	(\$877,826)	nm	\$297,147	(\$1,021,866)	nm

Revenue - Selected Detail	FY 25 Actual	FY 25 Budgeted	FY 25 Diff.	% Diff.	FY 24 Actual	FY 24 Diff.	% Diff.
Admissions	\$1,892,860	\$1,627,449	\$265,411	16%	\$1,461,965	\$430,894	29%
Membership	\$742,882	\$793,690	(\$50,808)	(6%)	\$627,920	\$114,962	18%
Food Services/Gift Shop	\$447,794	\$414,000	\$33,794	8%	\$396,017	\$51,778	13%
Special Exhibit	\$3,323	-	\$3,323	nm	\$545	\$2,778	510%
Grants/Fundraising, ex-bequest	\$229,093	\$173,390	\$55,703	32%	\$34,059	\$195,034	573%
Bequest - unrestricted	-	nm	nm	nm		nm	nm
Other	\$1,136,933	\$1,066,493	\$70,440	7%	\$907,978	\$228,955	25%
Revenue	\$4,452,885	\$4,075,022	\$377,863	9%	\$3,428,484	\$1,024,401	30%

Expenses - Selected Detail	FY 25 Actual	FY 25 Budgeted	FY 25 Diff.	% Diff.	FY 24 Actual	FY 24 Diff.	% Diff.
Personnel - Animal/Vet.	\$1,579,247	\$1,585,920	(\$6,673)	(0%)	\$1,492,094	\$87,153	6%
Personnel - Education	\$291,238	\$303,819	(\$12,581)	(4%)	\$303,425	(\$12,187)	(4%)
Personnel - Maint./Hort.	\$537,985	\$515,740	\$22,245	4%	\$464,482	\$73,503	16%
Personnel - Other	\$2,014,466	\$2,117,522	(\$103,056)	(5%)	\$1,994,549	\$19,917	1%
Animal Services	\$160,713	\$212,524	(\$51,811)	(24%)	\$138,483	\$22,230	16%
Special Exhibit	\$239	\$3,400	(\$3,161)	(93%)	\$179	\$59	33%
Utilities	\$247,879	\$336,586	(\$88,707)	(26%)	\$269,312	(\$21,432)	(8%)
Repairs & Replacements	\$296,330	\$510,296	(\$213,966)	(42%)	\$198,368	\$97,962	49%
Contracted/Prof. Services	\$311,398	\$403,032	(\$91,634)	(23%)	\$306,495	\$4,903	2%
Conservation	\$195,572	\$251,460	(\$55,888)	(22%)	\$74,438	\$121,134	163%
Accumulated Op Ex - Other	\$1,157,208	\$1,541,332	(\$384,124)	(25%)	\$1,176,657	(\$19,449)	(2%)
Operating Expenses	\$6,792,276	\$7,781,631	(\$989,355)	(13%)	\$6,418,482	\$373,795	6%



# Per Capita Spending on Grounds (1 of 2)

## Capture Rates & Average Revenue for Experiences

	Mar 2025	Feb 2025	Jan 2025	Dec 2024	Mar 2024
<b>Attendance</b>	<b>95,064</b>	<b>54,933</b>	<b>66,553</b>	<b>75,922</b>	<b>96,422</b>
General Admission	47,084	28,426	27,052	15,792	49,526
Total Experience GA	15,093	9,750	8,322	4,321	16,920
Museums for All	0	0	0	0	
Members	27,109	19,638	23,763	12,898	28,581
Programs & Events (P&E)	20,871	6,869	15,738	47,232	18,315
<b>Giraffe Feeding</b>					
Attendance	34,435	19,987	18,014	9,797	33,512
Total Experience	15,093	9,750	8,322	4,321	16,920
Revenue	\$143,654	\$86,858	\$84,481	\$44,304	\$137,130
Capture Rate	36%	36%	27%	13%	35%
Capture Rate, ex. P&E	46%	42%	35%	34%	43%
Average Revenue	\$4.17	\$4.35	\$4.69	\$4.52	\$4.09
<b>Stingray Bay</b>					
Attendance	29,985	17,274	16,369	8,213	32,768
Total Experience	15,093	9,750	8,322	4,321	16,920
Revenue	\$88,019	\$48,284	\$39,102	\$20,445	\$92,865
Capture Rate	32%	31%	25%	11%	34%
Capture Rate, ex. P&E	40%	36%	32%	29%	42%
Average Revenue	\$2.94	\$2.80	\$2.39	\$2.49	\$2.83
<b>Special Exhibit</b>					
Attendance	609	0	0	0	0
Total Experience	15,093	9,750	8,322	4,321	16,920
Revenue	\$3,328	\$0	\$0	\$0	\$530
Capture Rate	1%	0%	0%	0%	0%
Capture Rate, ex. P&E	1%	0%	0%	0%	0%
Average Revenue	\$5.46	#DIV/0!	#DIV/0!	#DIV/0!	\$0.00

# Per Capita Spending on Grounds (2 of 2)

	Mar 2025	Feb 2025	Jan 2025	Dec 2024	Mar 2024
General Admission	47,084	28,426	27,052	15,792	49,526
Total Experience GA	15,093	9,750	8,322	4,321	16,920
	32%	34%	31%	27%	34%
Members	27,109	19,638	23,763	12,898	28,581
Attendance ex P&E	74,193	48,064	50,815	28,690	78,107
Attendance ex P&E & M4A	74,193	48,064	50,815	28,690	
Giraffe	34,435	19,987	18,014	9,797	33,512
Stingray	29,985	17,274	16,369	8,213	32,768
Special Exhibit	609	-	-	-	-
P&E attendance	20,871	6,869	15,738	47,232	18,315
Total attendance	95,064	54,933	66,553	75,922	96,422
Admissions	\$941,446	\$499,161	\$452,254	\$212,614	\$788,883
Food	\$140,576	\$78,129	\$70,637	\$79,287	\$143,142
Gift Shop	\$78,787	\$36,119	\$33,819	\$32,705	\$67,052
Giraffe	\$143,654	\$86,858	\$84,481	\$44,304	\$137,130
Stingray	\$88,019	\$48,284	\$39,102	\$20,445	\$92,865
Special Exhibit	\$3,328	\$0	\$0	\$0	\$530
Revenue sub-total	\$1,395,810	\$748,551	\$680,293	\$389,355	\$1,229,602
Admissions	\$12.69	\$10.39	\$8.90	\$7.41	\$10.10
Food	\$1.89	\$1.63	\$1.39	\$2.76	\$1.83
Gift	\$1.06	\$0.75	\$0.67	\$1.14	\$0.86
Giraffe	\$1.94	\$1.81	\$1.66	\$1.54	\$1.76
Stingray	\$1.19	\$1.00	\$0.77	\$0.71	\$1.19
Special Exhibit	\$0.04	-	-	-	\$0.01
Per capita (GA & members)	\$18.81	\$15.57	\$13.39	\$13.57	\$15.74
Admissions	\$9.90	\$9.09	\$6.80	\$2.80	\$8.18
Food	\$1.48	\$1.42	\$1.06	\$1.04	\$1.48
Gift	\$0.83	\$0.66	\$0.51	\$0.43	\$0.70
Giraffe	\$1.51	\$1.58	\$1.27	\$0.58	\$1.42
Stingray	\$0.93	\$0.88	\$0.59	\$0.27	\$0.96
Special Exhibit	\$0.04	-	-	-	\$0.01
Per capita (all attendance)	\$14.68	\$13.63	\$10.22	\$5.13	\$12.75

# FCZC Balance Sheet

	March 2025	March 2024
<b>ASSETS</b>		
<b>Current Assets</b>		
Cash	\$1,909,156	\$1,835,790
Short Term Investments-Retention	\$47,637	\$677,130
Accounts Receivable	\$3,275,354	\$4,009,521
Prepaid Expenses	\$482,365	\$605,700
<b>Total Current Assets</b>	<b>\$5,714,511</b>	<b>\$7,128,141</b>
<b>Other Assets</b>		
Long Term Investments	\$17,633,338	\$18,331,169
Buildings, Equipment, Vehicles, and Furniture (net)	\$5,506,595	\$4,707,260
Exhibits	\$109,220,053	\$105,446,278
Construction in Progress	\$3,849,673	\$11,983,763
Goodwill	\$43,262	\$54,798
Beneficial Use of Land	\$5,037,176	\$5,124,751
<b>Total Other Assets</b>	<b>\$141,290,097</b>	<b>\$145,648,018</b>
<b>TOTAL ASSETS</b>	<b>\$147,004,609</b>	<b>\$152,776,159</b>
<b>LIABILITIES AND NET ASSETS</b>		
<b>Liabilities</b>		
Accounts Payable and Accrued Liabilities	\$2,028,231	\$2,544,694
Deferred Revenue	\$1,986,280	\$1,789,681
Line of Credit/Loan Account	\$5,000,000	\$1,506,008
Retention Payable	\$71,201	\$825,501
Long-Term Liabilities	\$614,545	\$183,726
<b>Total Liabilities</b>	<b>\$9,700,256</b>	<b>\$6,849,611</b>
<b>Net Assets (Equity)</b>		
Fund Balance-Without donor restriction	\$121,037,940	\$128,986,117
Fund Balance-With donor restriction	\$5,923,524	\$6,584,315
Fund Balance-Permanently Restricted	\$97,932	\$91,378
Fund Balance-Board Designated	\$10,244,957	\$10,264,739
<b>Total Net Assets (Equity)</b>	<b>\$137,304,353</b>	<b>\$145,926,549</b>
<b>TOTAL LIABILITIES AND NET ASSETS</b>	<b>\$147,004,609</b>	<b>\$152,776,159</b>



## AGENDA ITEM 8

---

DATE: May 28, 2025

TO: Fresno County Zoo Authority Board

FROM: Jon Forrest Dohlin, Chief Executive Officer  
Fresno's Chaffee Zoo Corporation

SUBJECT: Completed Project Phase Remaining Funds – Conservation Action Center

---

### RECOMMENDED ACTION:

**Receive and approve request from Fresno's Chaffee Zoo Corporation to release remaining Measure Z budgeted funds from Conservation Action Center back into the Measure Z capital fund in the amount of \$309,560.22 in construction funds.**



## AGENDA ITEM 9

---

DATE: May 28, 2025

TO: Fresno County Zoo Authority Board

FROM: Rich Gonzalez, Partner, CliftonLarsonAllen LLP (CLA)

SUBJECT: Zoo Authority Year Ended June 30, 2024 Financial Statements and Auditor's Report

---

### RECOMMENDED ACTION:

**Receive Zoo Authority Year Ended June 30, 2024 financial statements with independent auditor's report from CLA.**

### DISCUSSION:

The office of the Auditor/Controller–Treasurer/Tax Collector prepares the Authority's Financial Statements at the end of each fiscal year. These financial statements are audited by an external certified public accountant or firm (independent auditor). The annual audit will be conducted in accordance with auditing standards generally accepted in the United States of America, and the standards applicable to financial audits contained in Government Auditing Standards, issued by the Comptroller General of the United States. The report issued by the independent auditor as well as the related financial statements will be presented to the Authority Board and the general public at an Authority publicly noticed meeting.

### ATTACHMENTS:

Year Ended June 30, 2024 Financial Statements and Auditor's Report



*We'll get you there.*

CPAs | CONSULTANTS | WEALTH ADVISORS

# FRESNO COUNTY ZOO AUTHORITY

Presentation of Audit Report  
June 30, 2024

# Agenda

- Purpose of our Audit
- Audit Approach
- Summary of Audit Results
- Fund Balance/Net Position Summary at June 30
- Required Audit Communication to Governance
- Recent Governmental Accounting Standards Board (GASB) Pronouncements



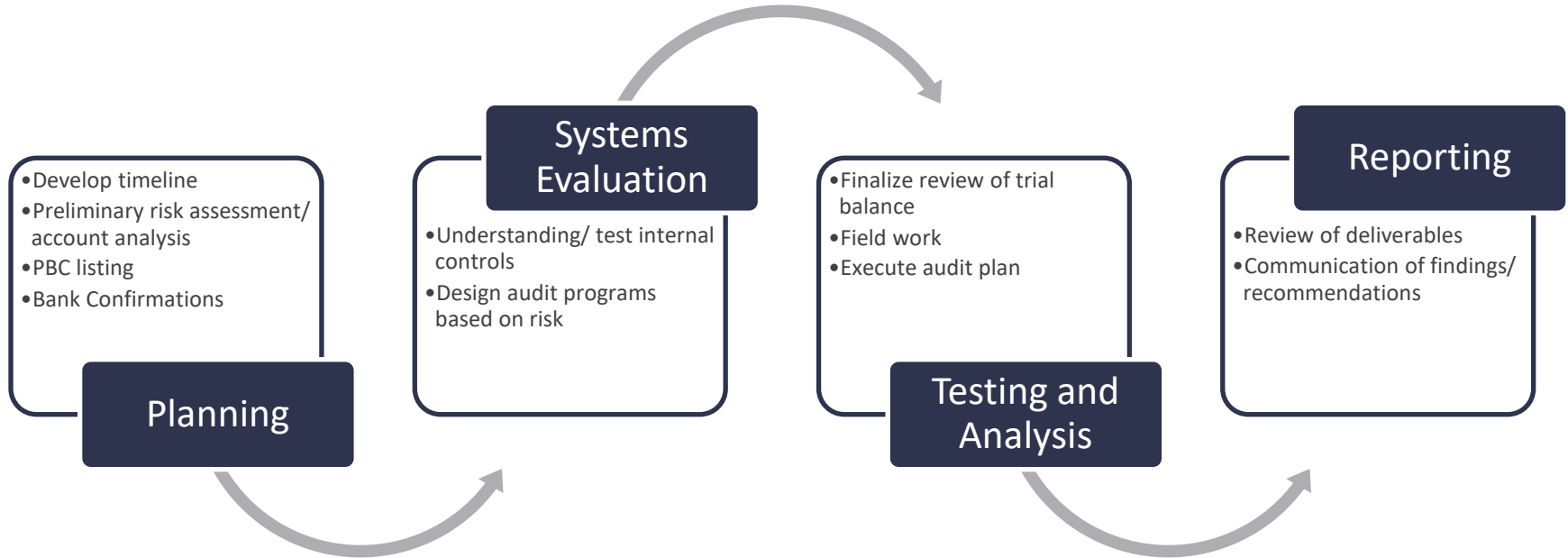
# Purpose of Our Audit

- Express opinions providing *reasonable*, but *not absolute*, assurance whether the Corporation's financial statements are free from material misstatement whether due to fraud or error
- Issue a report on internal controls and compliance as required under Government Auditing Standards





# Audit Approach



# Summary of Audit Results By Engagement

Engagement	Opinion on Financial Statements	Audit Findings
Financial Statements	Unmodified	None Reported



# Fund Balance/Net Position Summary at June 30

Fund	Fund Balance/ Net Position June 30, 2024
General Fund	\$3.36 million
PPTF: Operations	\$5.78 million
PPTF: Capital Projects	\$35.6 million



# Required Audit Communication

Matters to be Communicated	Auditors' Response
Accounting Policies	<ul style="list-style-type: none"><li>• Significant accounting policies are described in Note 1.</li><li>• No new accounting policies and no significant changes</li></ul>
Accounting Estimates	<ul style="list-style-type: none"><li>• No accounting estimates</li></ul>
Corrected and Uncorrected Misstatements	<ul style="list-style-type: none"><li>• No material adjustments</li></ul>
Disagreements with Management	<ul style="list-style-type: none"><li>• No disagreements with management</li></ul>
Consultations with Other Accountants	<ul style="list-style-type: none"><li>• No consultations with other accountants</li></ul>



# Required Audit Communication (Continued)

Matters to be Communicated	Auditors' Response
Fraud and Illegal Acts	<ul style="list-style-type: none"><li>• None identified</li></ul>
Significant Difficulties Encountered During the Audit	<ul style="list-style-type: none"><li>• No significant difficulties were encountered while performing our audit procedures.</li></ul>
Required Supplementary Information (RSI)	<ul style="list-style-type: none"><li>• Limited procedures were performed, and no opinion was rendered on management's discussion and analysis and the budgetary schedule</li></ul>
Management Representations	<ul style="list-style-type: none"><li>• Management provided us with a signed copy of the management representation letter upon completion of each engagement</li></ul>



# Recent Governmental Accounting Standards Board (GASB) Pronouncements

No Significant New Pronouncements for FYE 2024/25 impacting the Authority





The information herein has been provided by CliftonLarsonAllen LLP for general information purposes only. The presentation and related materials, if any, do not implicate any client, advisory, fiduciary, or professional relationship between you and CliftonLarsonAllen LLP and neither CliftonLarsonAllen LLP nor any other person or entity is, in connection with the presentation and/or materials, engaged in rendering auditing, accounting, tax, legal, medical, investment, advisory, consulting, or any other professional service or advice. Neither the presentation nor the materials, if any, should be considered a substitute for your independent investigation and your sound technical business judgment. You or your entity, if applicable, should consult with a professional advisor familiar with your particular factual situation for advice or service concerning any specific matters.

CliftonLarsonAllen LLP is not licensed to practice law, nor does it practice law. The presentation and materials, if any, are for general guidance purposes and not a substitute for compliance obligations. The presentation and/or materials may not be applicable to, or suitable for, your specific circumstances or needs, and may require consultation with counsel, consultants, or advisors if any action is to be contemplated. You should contact your CliftonLarsonAllen LLP or other professional prior to taking any action based upon the information in the presentation or materials provided. CliftonLarsonAllen LLP assumes no obligation to inform you of any changes in laws or other factors that could affect the information contained herein.

**FRESNO COUNTY ZOO AUTHORITY  
FINANCIAL STATEMENTS WITH  
INDEPENDENT AUDITOR'S REPORT**

**For the Year Ended June 30, 2024**



CPAs | CONSULTANTS | WEALTH ADVISORS

[CLAAconnect.com](https://CLAAconnect.com)



## **TABLE OF CONTENTS**

	<u>Page</u>
<b>INDEPENDENT AUDITOR'S REPORT .....</b>	<b>1</b>
<b>MANAGEMENT'S DISCUSSION AND ANALYSIS .....</b>	<b>4</b>
<b>BASIC FINANCIAL STATEMENTS:</b>	
Government-Wide Financial Statements:	
Statement of Net Position .....	8
Statement of Activities.....	9
Fund Financial Statements:	
Balance Sheet – Governmental Fund.....	10
Statement of Revenues, Expenditures, and Changes in Fund Balance – Governmental Fund....	11
Statement of Fiduciary Net Position – Private-Purpose Trust Funds .....	12
Statement of Changes in Fiduciary Net Position – Private-Purpose Trust Funds .....	13
Notes to the Financial Statements.....	14
<b>REQUIRED SUPPLEMENTARY INFORMATION (Other than MD&amp;A):</b>	
Budgetary Comparison Schedule – General Fund.....	19
Note to Budgetary Comparison Schedule – General Fund.....	20
<b>OTHER AUDITOR'S REPORT:</b>	
Independent Auditor's Report on Internal Control over Financial Reporting and on Compliance and Other Matters Based on an Audit of Financial Statements Performed in Accordance with <i>Government Auditing Standards</i> .....	21



## INDEPENDENT AUDITORS' REPORT

Board of Directors  
Fresno County Zoo Authority  
Fresno, California

### Report on the Audit of the Financial Statements

#### ***Opinions***

We have audited the accompanying financial statements of the governmental activities, the general fund, and the aggregate remaining fund information of the Fresno County Zoo Authority, as of and for the year ended June 30, 2024, and the related notes to the financial statements, which collectively comprise the Fresno County Zoo Authority's basic financial statements as listed in the table of contents.

In our opinion, the financial statements referred to above present fairly, in all material respects, the respective financial position of the governmental activities, the general fund, and the aggregate remaining fund information of the Fresno County Zoo Authority, as of June 30, 2024, and the respective changes in financial position, and, where applicable, cash flows thereof for the year then ended in accordance with accounting principles generally accepted in the United States of America.

#### ***Basis for Opinions***

We conducted our audit in accordance with auditing standards generally accepted in the United States of America (GAAS) and the standards applicable to financial audits contained in *Government Auditing Standards*, issued by the Comptroller General of the United States. Our responsibilities under those standards are further described in the Auditors' Responsibilities for the Audit of the Financial Statements section of our report. We are required to be independent of the Fresno County Zoo Authority and to meet our other ethical responsibilities, in accordance with the relevant ethical requirements relating to our audit. We believe that the audit evidence we have obtained is sufficient and appropriate to provide a basis for our audit opinions.

#### ***Responsibilities of Management for the Financial Statements***

Management is responsible for the preparation and fair presentation of the financial statements in accordance with accounting principles generally accepted in the United States of America, and for the design, implementation, and maintenance of internal control relevant to the preparation and fair presentation of financial statements that are free from material misstatement, whether due to fraud or error.

In preparing the financial statements, management is required to evaluate whether there are conditions or events, considered in the aggregate, that raise substantial doubt about the Fresno County Zoo Authority's ability to continue as a going concern for twelve months beyond the financial statement date, including any currently known information that may raise substantial doubt shortly thereafter.

***Auditors' Responsibilities for the Audit of the Financial Statements***

Our objectives are to obtain reasonable assurance about whether the financial statements as a whole are free from material misstatement, whether due to fraud or error, and to issue an auditors' report that includes our opinions. Reasonable assurance is a high level of assurance but is not absolute assurance and therefore is not a guarantee that an audit conducted in accordance with GAAS and *Government Auditing Standards* will always detect a material misstatement when it exists. The risk of not detecting a material misstatement resulting from fraud is higher than for one resulting from error, as fraud may involve collusion, forgery, intentional omissions, misrepresentations, or the override of internal control. Misstatements are considered material if there is a substantial likelihood that, individually or in the aggregate, they would influence the judgment made by a reasonable user based on the financial statements.

In performing an audit in accordance with GAAS and *Government Auditing Standards*, we:

- Exercise professional judgment and maintain professional skepticism throughout the audit.
- Identify and assess the risks of material misstatement of the financial statements, whether due to fraud or error, and design and perform audit procedures responsive to those risks. Such procedures include examining, on a test basis, evidence regarding the amounts and disclosures in the financial statements.
- Obtain an understanding of internal control relevant to the audit in order to design audit procedures that are appropriate in the circumstances, but not for the purpose of expressing an opinion on the effectiveness of Fresno County Zoo Authority's internal control. Accordingly, no such opinion is expressed.
- Evaluate the appropriateness of accounting policies used and the reasonableness of significant accounting estimates made by management, as well as evaluate the overall presentation of the financial statements.
- Conclude whether, in our judgment, there are conditions or events, considered in the aggregate, that raise substantial doubt about Fresno County Zoo Authority's ability to continue as a going concern for a reasonable period of time.

We are required to communicate with those charged with governance regarding, among other matters, the planned scope and timing of the audit, significant audit findings, and certain internal control related matters that we identified during the audit.

***Required Supplementary Information***

Accounting principles generally accepted in the United States of America require that the management's discussion and analysis and budgetary comparison information be presented to supplement the basic financial statements. Such information is the responsibility of management and, although not a part of the basic financial statements, is required by the Governmental Accounting Standards Board who considers it to be an essential part of financial reporting for placing the basic financial statements in an appropriate operational, economic, or historical context. We have applied certain limited procedures to the required supplementary information in accordance with GAAS, which consisted of inquiries of management about the methods of preparing the information and comparing the information for consistency with management's responses to our inquiries, the basic financial statements, and other knowledge we obtained during our audit of the basic financial statements. We do not express an opinion or provide any assurance on the information because the limited procedures do not provide us with sufficient evidence to express an opinion or provide any assurance.

***Other Reporting Required by Government Auditing Standards***

In accordance with *Government Auditing Standards*, we have also issued our report dated December 12, 2024, on our consideration of the Fresno County Zoo Authority's internal control over financial reporting and on our tests of its compliance with certain provisions of laws, regulations, contracts, and grant agreements and other matters. The purpose of that report is solely to describe the scope of our testing of internal control over financial reporting and compliance and the results of that testing, and not to provide an opinion on the effectiveness of the Fresno County Zoo Authority's internal control over financial reporting or on compliance. That report is an integral part of an audit performed in accordance with *Government Auditing Standards* in considering Fresno County Zoo Authority's internal control over financial reporting and compliance.



**CliftonLarsonAllen LLP**

Roseville, California  
December 12, 2024

**FRESNO COUNTY ZOO AUTHORITY**  
**Management's Discussion and Analysis**  
**For the Year Ended June 30, 2024**

This section of the Fresno County Zoo Authority (Authority) financial report presents a discussion and analysis of the Authority's financial performance during the fiscal year ended June 30, 2024. Please read the information contained in this discussion and analysis in conjunction with the Authority's basic financial statements following this section.

**FINANCIAL HIGHLIGHTS**

- The assets and deferred outflows of resources of the Authority exceeded liabilities and deferred inflows of resources (referred to as net position) at the end of the 2023-2024 fiscal year by \$3,358,943. This amount is considered restricted net position.
- Liabilities of the Authority totaled \$14,378 on June 30, 2024. This amount primarily consists of expenses related to professional and specialized services provided by the County of Fresno.
- The Authority's total net position increased by \$347,485 during fiscal year 2023-2024.

**OVERVIEW OF THE FINANCIAL STATEMENTS**

This discussion and analysis is intended to serve as an introduction to the Authority's basic financial statements. The Authority's basic financial statements are comprised of three components: 1) **Government-wide** financial statements, 2) **Fund** financial statements, and 3) **Notes** to the basic financial statements. Required Supplementary Information (RSI) is included in addition to the basic financial statements.

*Government-wide Financial Statements* are designed to provide readers with a broad overview of the Authority's finances, in a manner similar to a private-sector business. Therefore, the statements are reported using the accrual basis of accounting. Please refer to Note 1 for further information on the accrual basis of accounting.

The *Statement of Net Position* presents information on all of the Authority's assets and deferred outflows of resources, along with its liabilities and deferred inflows of resources, with the difference between them reported as net position. Over time, increases or decreases in net position may serve as a useful indicator of whether the financial position of the Authority is improving or deteriorating.

The *Statement of Activities* presents information showing how net position changed during the most recent fiscal year. All changes in net position are reported as soon as the underlying event giving rise to the change occurs, regardless of the timing of related cash flows. Thus, revenues and expenses are reported in this statement for some items that will result in cash flows in future fiscal periods.

Both of these government-wide financial statements distinguish functions of the Authority that are principally supported by intergovernmental revenues and sales taxes (*governmental activities*) from other functions that are intended to recover all, or a portion, of their costs through user fees and charges (*business-type activities*). The governmental activities of the Authority are general government activities only. During the fiscal year reported, the Authority did not have any business-type activities.

**The government-wide financial statements can be found on pages 8-9 of this report.**

**Funds** are groupings of related accounts that are used to maintain control over resources that have been segregated for specific activities or objectives. The Authority, like other state and local governments, uses fund accounting to ensure and demonstrate finance-related legal compliance. The *Fund Financial Statements* are reported using the modified accrual basis of accounting, which was designed to reflect budgetary processes used by governments. See Note 1-C for further information regarding the modified

**FRESNO COUNTY ZOO AUTHORITY**  
**Management's Discussion and Analysis**  
**For the Year Ended June 30, 2024**

accrual basis of accounting. The Authority's funds can be divided into two categories: governmental funds (General Fund) and fiduciary funds (private-purpose trust funds).

**Statement of Net Position (condensed)**

	<b><u>June 30, 2024</u></b>	<b><u>June 30, 2023</u></b>
<b>Assets:</b>		
Current assets	\$ 3,373,321	\$ 3,027,985
<b>Total assets</b>	<b><u>\$ 3,373,321</u></b>	<b><u>\$ 3,027,985</u></b>
<b>Liabilities:</b>		
Current liabilities	\$ 14,378	\$ 16,527
<b>Total liabilities</b>	<b><u>\$ 14,378</u></b>	<b><u>\$ 16,527</u></b>
<b>Net position:</b>		
Restricted	\$ 3,358,943	\$ 3,011,458
<b>Total net position</b>	<b><u>\$ 3,358,943</u></b>	<b><u>\$ 3,011,458</u></b>

**Statement of Activities (condensed)**

	<b><u>June 30, 2024</u></b>	<b><u>June 30, 2023</u></b>
<b>Revenues:</b>		
General revenues	\$ 509,937	\$ 490,348
<b>Total revenues</b>	<b><u>\$ 509,937</u></b>	<b><u>\$ 490,348</u></b>
<b>Expenses:</b>		
Governmental activities	\$ 162,452	\$ 234,427
<b>Total expenses</b>	<b><u>\$ 162,452</u></b>	<b><u>\$ 234,427</u></b>
<b>Net position beginning</b>	\$ 3,011,458	\$ 2,755,537
<b>Change in net position</b>	<u>347,485</u>	<u>255,921</u>
<b>Net position ending</b>	<b><u>\$ 3,358,943</u></b>	<b><u>\$ 3,011,458</u></b>

**Governmental funds** are used to account for essentially the same functions reported as governmental activities in the government-wide financial statements. However, unlike the government-wide financial statements, governmental funds financial statements focus on near-term inflows and outflows of expendable resources, as well as on balances of expendable resources available at the end of the fiscal year. Such information may be useful in evaluating the Authority's near-term financing requirements.

Because the focus of governmental funds is narrower than that of the government-wide financial statements, it is useful to compare the information presented for governmental funds with similar information presented for governmental activities in the government-wide financial statements. By doing so, readers may better understand the long-term impact of the Authority's near-term financing decisions. Both the governmental fund balance sheet and the governmental fund statement of revenues, expenditures, and changes in fund balance provide a reconciliation to facilitate this comparison between governmental funds and governmental activities. The Authority's General Fund budgetary comparison

**FRESNO COUNTY ZOO AUTHORITY**  
**Management's Discussion and Analysis**  
**For the Year Ended June 30, 2024**

schedule is presented in Required Supplementary Information. The Authority adopts an annual appropriated budget for its General Fund. A budgetary comparison schedule is thus provided for the General Fund to demonstrate compliance with this budget.

The Authority reports one individual major governmental fund. Information is presented in the governmental fund balance sheet and in the governmental fund statement of revenues, expenditures, and changes in fund balance.

**The governmental fund financial statements can be found on pages 10-11 of this report.**

**Fiduciary funds** are used to account for resources held by the Authority in a trustee or agency capacity for others (i.e., Fresno Chaffee Zoo). Fiduciary funds are not reflected in the government-wide financial statements because the resources of those funds are not available to support the Authority's own programs. The type of fiduciary funds used by the Authority can be further classified as a *private-purpose trust funds*. There are two basic financial statements used to report information on fiduciary funds: the statement of fiduciary net position (required for all fiduciary funds) and the statement of changes in fiduciary net position (required for all fiduciary funds except agency funds).

**The fiduciary funds financial statements can be found on pages 12-13 of this report.**

**Notes to the Financial Statements** provide additional information that is essential to a full understanding of the data provided in the government-wide and fund financial statements. The notes can be found on pages 14-18 of this report.

**Required Supplementary Information** is presented for the budgetary comparison schedule of the General Fund, which is presented immediately following the notes to the financial statements.

**GOVERNMENT-WIDE FINANCIAL ANALYSIS**

As noted earlier, net position may serve over time as a useful indicator of a government's financial position. In the case of the Authority, assets and deferred outflows of resources exceeded liabilities and deferred inflows of resources by \$3,358,943 at the close of fiscal year 2023-2024. The Authority has no investments in capital assets.

**Governmental activities:** Governmental activities increased the Authority's net position by \$347,485 during fiscal year 2023-2024. The key element of this increase relates to sales tax revenue exceeding total expenditures by \$262,285.

**FINANCIAL ANALYSIS OF THE AUTHORITY FUNDS**

As noted earlier, the Authority uses **fund accounting** to ensure and demonstrate compliance with finance-related legal requirements.

**Governmental funds.** The general government functions are contained in the General Fund. The focus of the Authority's governmental fund is to provide information on near-term inflows, outflows, and balances of expendable resources. Such information is useful in assessing the Authority's financing requirements.

**FRESNO COUNTY ZOO AUTHORITY**  
**Management's Discussion and Analysis**  
**For the Year Ended June 30, 2024**

On June 30, 2024, the Authority's governmental fund reported a fund balance of \$3,358,943, an increase of \$347,485 in comparing to the balance of \$3,011,458 reported on June 30, 2023.

Revenues for the governmental fund totaled \$509,937 in fiscal year 2023-2024. Revenue was primarily comprised from Measure Z sales tax revenue (83%). The remaining 17% was interest.

Expenditures for governmental funds totaled \$162,452 in fiscal year 2023-2024.

**GENERAL FUND BUDGETARY HIGHLIGHTS**

During the 2023-2024 fiscal year, actual revenues were above those estimated in the final budget by \$31,471 due to a net increase in interest revenue. Actual expenditures were below current year final budgeted amounts by \$53,964. An amendment to the original budget was approved by the Board of Zoo Authority to account for the increase of professional service provided by the California Department of Tax & Fee Administration for work associated with the preparation for the extension of Measure Z.

**REQUEST FOR INFORMATION**

This financial report is designed to provide a general overview of the Authority's finances for all those with an interest in the government's finances. Questions concerning any of the information provided in this report or requests for additional financial information should be addressed to the Fresno County Auditor-Controller's Office, 2281 Tulare Street, Fresno, California 93721.



***THIS PAGE IS LEFT BLANK INTENTIONALLY.***

## **BASIC FINANCIAL STATEMENTS**

**FRESNO COUNTY ZOO AUTHORITY**  
**STATEMENT OF NET POSITION**  
**June 30, 2024**

	Governmental Activities
<b>ASSETS</b>	
Cash and investments	\$ 3,275,302
Interest receivable	23,547
Due from other governments	74,472
Total assets	<u>3,373,321</u>
<b>LIABILITIES</b>	
Accrued liabilities	14,378
Total liabilities	<u>14,378</u>
<b>NET POSITION</b>	
Restricted	3,358,943
Total net position	<u><u>\$ 3,358,943</u></u>

The accompanying notes are an integral part of this statement.

**FRESNO COUNTY ZOO AUTHORITY**  
**STATEMENT OF ACTIVITIES**  
**For the Year Ended June 30, 2024**

Functions/Programs	Expenses	Program Revenues - Charges for Services	Operating Grants and Contributions	Net Expenses and Changes in Net Position of Governmental Activities
Governmental activities-				
General government	\$ 162,452	\$ -	\$ -	\$ (162,452)
Total	<u>\$ 162,452</u>	<u>\$ -</u>	<u>\$ -</u>	<u>\$ (162,452)</u>

General revenues:

Sales tax	424,737
Interest	<u>85,200</u>

Total general revenues	<u>509,937</u>
------------------------	----------------

Change in net position	<u>347,485</u>
------------------------	----------------

Net position - beginning	<u>3,011,458</u>
--------------------------	------------------

Net position - ending	<u><u>\$ 3,358,943</u></u>
-----------------------	----------------------------

The accompanying notes are an integral part of this statement.

**FRESNO COUNTY ZOO AUTHORITY  
BALANCE SHEET  
GOVERNMENTAL FUND  
June 30, 2024**

<b>ASSETS AND</b>	<u>General Fund</u>
<b>DEFERRED OUTFLOWS OF RESOURCES</b>	
Cash and investments	\$ 3,275,302
Interest receivable	23,547
Due from other governments	74,472
	<u>3,373,321</u>
Total assets	<u>3,373,321</u>
Deferred outflows of resources	-
Total assets & deferred outflows of resources	<u><u>\$ 3,373,321</u></u>
<b>LIABILITIES, DEFERRED INFLOWS OF RESOURCES AND FUND BALANCE</b>	
Liabilities:	
Accrued liabilities	<u>\$ 14,378</u>
	<u>14,378</u>
Total liabilities	<u>14,378</u>
Deferred inflows of resources	<u>-</u>
Fund balance:	
Restricted	<u>3,358,943</u>
	<u>3,358,943</u>
Total fund balance	<u>3,358,943</u>
Total liabilities, deferred inflows of resources, and fund balance	<u><u>\$ 3,373,321</u></u>
<b>Reconciliation of the Balance Sheet to the Statement of Net Position</b>	
Total fund balance - governmental fund	\$ 3,358,943
Differences	<u>-</u>
Net position - governmental activities	<u><u>\$ 3,358,943</u></u>

The accompanying notes are an integral part of this statement.

**FRESNO COUNTY ZOO AUTHORITY**  
**STATEMENT OF REVENUES, EXPENDITURES, AND**  
**CHANGES IN FUND BALANCE – GOVERNMENTAL FUND**  
**For the Year Ended June 30, 2024**

<b>REVENUES</b>	<u>General Fund</u>
Measure Z sales tax	\$ 424,737
Interest	<u>85,200</u>
Total revenues	<u>509,937</u>
 <b>EXPENDITURES</b>	
Current:	
PeopleSoft charges	746
Printing	8,395
Data Processing	5,267
Professional and specialized services	<u>148,044</u>
Total expenditures	<u>162,452</u>
Excess of revenues over expenditures	<u>347,485</u>
Net change in fund balance	347,485
 <b>FUND BALANCE</b>	
Fund balance - beginning	<u>3,011,458</u>
Fund balance - ending	<u><u>\$ 3,358,943</u></u>

**Reconciliation of the Statement of Revenues, Expenditures, and Changes in Fund Balance to the Statement of Activities**

Net change in fund balance - governmental fund	\$ 347,485
Differences	<u>-</u>
Change in net position - governmental activities	<u><u>\$ 347,485</u></u>

The accompanying notes are an integral part of this statement.

**FRESNO COUNTY ZOO AUTHORITY  
STATEMENT OF FIDUCIARY NET POSITION  
PRIVATE-PURPOSE TRUST FUNDS  
June 30, 2024**

	<u>Operations</u>	<u>Capital Projects</u>	<u>Total</u>
<b>ASSETS</b>			
Cash and investments	\$ 6,464,627	\$ 33,088,292	\$ 39,552,919
Due from other governments	1,216,384	2,432,768	3,649,152
Interest receivable	49,377	230,130	279,507
Total assets	<u>7,730,388</u>	<u>35,751,190</u>	<u>43,481,578</u>
<b>LIABILITIES</b>			
Due to non-profit	1,951,062	145,011	2,096,073
Total liabilities	<u>1,951,062</u>	<u>145,011</u>	<u>2,096,073</u>
<b>NET POSITION</b>			
Held in trust for operations	5,779,326	-	5,779,326
Held in trust for capital projects	<u>-</u>	<u>35,606,179</u>	<u>35,606,179</u>
Total net position	<u>\$ 5,779,326</u>	<u>\$ 35,606,179</u>	<u>\$ 41,385,505</u>

The accompanying notes are an integral part of this statement.

**FRESNO COUNTY ZOO AUTHORITY**  
**STATEMENT OF CHANGES IN FIDUCIARY NET POSITION**  
**PRIVATE-PURPOSE TRUST FUNDS**  
**For the Year Ended June 30, 2024**

	<u>Operations</u>	<u>Capital Projects</u>	<u>Total</u>
<b>ADDITIONS</b>			
Measure Z sales tax	\$ 6,937,401	\$ 13,874,801	\$ 20,812,202
Interest	<u>188,422</u>	<u>830,354</u>	<u>1,018,776</u>
Total additions	<u>7,125,823</u>	<u>14,705,155</u>	<u>21,830,978</u>
<b>DEDUCTIONS</b>			
Disbursements to non-profit	<u>8,317,651</u>	<u>8,704,138</u>	<u>17,021,789</u>
Total deductions	<u>8,317,651</u>	<u>8,704,138</u>	<u>17,021,789</u>
Change in net position	(1,191,828)	6,001,017	4,809,189
Net position held in trust - beginning	<u>6,971,154</u>	<u>29,605,162</u>	<u>36,576,316</u>
Net position held in trust - ending	<u><u>\$ 5,779,326</u></u>	<u><u>\$ 35,606,179</u></u>	<u><u>\$ 41,385,505</u></u>

The accompanying notes are an integral part of this statement.



***THIS PAGE IS LEFT BLANK INTENTIONALLY.***

## NOTES TO THE FINANCIAL STATEMENTS

### **NOTE 1 – SUMMARY OF SIGNIFICANT ACCOUNTING POLICIES**

#### **A. Reporting Entity**

The Fresno County Zoo Authority (Authority) was created by the approval of Measure Z by the voters of Fresno County (County) in November 2004. Measure Z authorized the imposition of a 0.1% sales and use tax (the sales tax) in the County for 10 years. The Authority may spend up to 2% of the revenue for its own administrative expenses. The remaining 98% of the revenue must be used exclusively for the support of zoos, zoological facilities, and related zoological purposes within the County. Of this 98%, at least 2/3 must be spent on capital improvement projects, and up to 1/3 may be spent on operations and maintenance of the facilities. The 0.1% sales tax commenced April 1, 2005, expired on April 30, 2015, and on November 4, 2014, the measure was approved by the voters for an additional ten years. The Ordinance approved on November 2014 is set to expire in the year 2025. On June 7, 2022, Measure Z was approved for an additional fifteen years set to expire in 2040.

The basic financial statements of the Authority include all of its financial activities. The Authority is the sole independent agency responsible for administering Measure Z funds and is governed by a seven-member board consisting of six qualified electors (Fresno County voters) and the City of Fresno Mayor. The six qualified electors are appointed by the Fresno County Board of Supervisors.

#### **B. Basis of Presentation**

##### **Government-wide Financial Statements**

The statement of net position and the statement of activities report information on all of the non-fiduciary activities of the primary government. For the most part, the effect of inter-fund activity has been removed from these statements. *Governmental activities*, which normally are supported by taxes and intergovernmental revenues, are reported separately from *business-type activities*, which rely to a significant extent on fees and charges for support. The Authority does not have any business-type activities.

The statement of activities demonstrates the degree to which the direct expenses of a given function or segment are offset by program revenues. *Direct expenses* are those that are clearly identifiable with a specific function or segment. *Program revenues* include 1) charges to customers or applicants who purchase, use, or directly benefit from goods, services, or privileges provided by a given function or segment and 2) grants and contributions that are restricted to meeting the operational or capital requirements of a particular function or segment. Taxes and other items not properly included among program revenues are reported instead as *general revenues*.

When both restricted and unrestricted resources are available for use, it is the Authority's policy to use restricted resources first, then unrestricted resources as they are needed.

## NOTES TO THE FINANCIAL STATEMENTS

### **NOTE 1 – SUMMARY OF SIGNIFICANT ACCOUNTING POLICIES (Continued)**

#### **Fund Financial Statements**

The fund financial statements provide information about the Authority's individual funds including governmental and fiduciary funds. Separate statements for each fund category are presented. The balance sheet and statement of revenues, expenditures, and changes in fund balance focus on the presentation of the major governmental fund, the General Fund. These two statements are used to report information regarding the Authority's own operations and programs (up to 2% of Measure Z sales tax revenue). The statement of fiduciary net position and the statement of changes in fiduciary net position provide information regarding the 98% of sales tax proceeds and related disbursements, which are exclusively restricted for the support of zoos, zoological facilities, and related zoological purposes within the County. Disbursements of Measure Z funds during the fiscal year ended June 30, 2024, were made to the Fresno's Chaffee Zoo Corporation (the entity operating the Fresno Chaffee Zoo).

The Authority reports the following major governmental fund:

- The *General Fund* is used to account for the revenue (up to 2% of Measure Z sales tax revenue) and expenditures necessary to carry out basic operating activities of the Authority. Activities of the General Fund include professional and specialized services required for the administration of Measure Z funds.

The Authority reports the following fiduciary funds:

- The *Private-Purpose Trust Funds* are used to account for the portion of Measure Z sales tax proceeds (and related disbursements) exclusively restricted for the support of zoos, zoological facilities, and related zoological purposes within the County (no less than 98% of total Measure Z proceeds). During the fiscal year ended June 30, 2024, disbursements of Measure Z funds were made to the Fresno's Chaffee Zoo Corporation (FCZC), which is the entity operating the Fresno Chaffee Zoo.

#### **C. Measurement Focus and Basis of Accounting**

The government-wide financial statements are reported using the *economic resources measurement focus* and the *accrual basis of accounting*. Revenues are recorded when earned and expenses are recorded when a liability is incurred, regardless of the timing of related cash flows.

Governmental fund financial statements are reported using the *current financial resources measurement focus* and the *modified accrual basis of accounting*.

Revenues are recognized as soon as they are both measurable and available. Revenues are considered to be *available* when they are collectible within the current period or soon enough thereafter to pay liabilities of the current period. For this purpose, the Authority considers revenues to be available if they are collected within 90 days of the end of the current fiscal period. Expenditures generally are recorded when a liability is incurred, as under the accrual basis of accounting. However, debt service expenditures, as well as expenditures related to compensated absences and claims and judgments, are recorded only when payment is due and payable.

## NOTES TO THE FINANCIAL STATEMENTS

### **NOTE 1 – SUMMARY OF SIGNIFICANT ACCOUNTING POLICIES (Continued)**

#### **D. Assets, Liabilities, and Net Position or Fund Balance**

##### Cash and Investments

Investments for the Authority are reported at fair value.

##### Due from Other Governments

Due from other governments represent sales tax receipts in the months subsequent to the Authority's fiscal year-end relating to the prior year's sales activity. The Authority has contracted with the California State Board of Equalization for collection and distribution of the 0.1% sales tax. The Board of Equalization receives an administrative fee for providing this service. The Authority records sales tax revenues net of such fees.

##### Accrued Liabilities

The Authority has agreements with the County, whereby the County provides legal, accounting, and other professional and technical services. Accrued liabilities reported on the financial statements of the Authority primarily consist of professional and specialized services provided by the County.

##### Net Position

The classification of net position into three components – net investment in capital assets, restricted net position, and unrestricted net position – is required by Governmental Accounting Standards Board (GASB) Statement No. 34 (and subsequently GASB Statement No. 63). These classifications are defined as follows:

- Net Investment in Capital Assets – This category consists of capital assets, net of accumulated depreciation and reduced by outstanding balances of debt issued to finance the acquisition, improvement, or construction of those assets.
- Restricted – This category represents net position that has external restrictions imposed by creditors, grantors, contributors, and laws or regulations of other governments and restrictions imposed by law through constitutional provisions or enabling legislation.
- Unrestricted – This category represents funds which are undesignated and available for general operations.

##### Use of Management Estimates

The preparation of the basic financial statements in conformity with generally accepted accounting principles requires management to make estimates and assumptions that affect the reported amounts of assets and liabilities, and disclosure of contingent assets and liabilities at the date of the basic financial statements, and the reported amounts of revenues and expenses/expenditures during the reporting period. Actual results could differ from those estimates.

## **NOTES TO THE FINANCIAL STATEMENTS**

### **NOTE 2 – RECONCILIATION OF GOVERNMENT-WIDE AND FUND FINANCIAL STATEMENTS**

A reconciliation of the total fund balance for the governmental fund to the total net position of governmental activities has been prepared as part of the basic financial statements. However, no differences were reported between total fund balance and total net position for the fiscal year ended June 30, 2024.

A reconciliation of the total net change in fund balance for the governmental fund to the total change in net position of governmental activities has been prepared as part of the basic financial statements. However, no differences were reported between total net change in fund balance and total change in net position for the fiscal year ended June 30, 2024.

### **NOTE 3 – CASH, INVESTMENTS, AND DEPOSITS**

The Authority, under contract, maintains specific cash deposits and investments with the Fresno County Auditor-Controller/Treasurer-Tax Collector, and participates in the common investment pool of the County. The County is restricted by State code in the types of investments in which it can engage.

### **NOTE 4 – BUDGET/DISBURSEMENTS**

The Authority adopts an annual appropriated budget for its General Fund which is approved by its board members. A budgetary comparison schedule is thus provided for the General Fund to demonstrate compliance with this budget.

Measure Z-funded line items of Fresno's Chaffee Zoo Corporation's (FCZC) operating and capital projects budgets for calendar years 2023 and 2024 were approved by the Authority's board members. FCZC is the entity operating the Fresno Chaffee Zoo and functions separately from the Authority. FCZC operates on a calendar year basis (ending December 31). The Authority's oversight of FCZC extends only to the administration of Measure Z funds.

During the fiscal year ended June 30, 2024, disbursements totaling \$17,021,789 were made to FCZC: \$8,317,651 for operations and \$8,704,138 for capital projects.

Undistributed sales tax revenue net of expenses incurred during the fiscal year are classified as "net position held in trust" in the statement of fiduciary net position. The balance reported on June 30, 2024, is as follows:

<b>Held in Trust For:</b>	
Operations	\$ 5,779,326
Capital projects	35,606,179
Total	\$ 41,385,505

### **NOTE 5 – LIABILITIES**

Liabilities of the Authority totaled \$14,378 on June 30, 2024. This amount primarily consisted of expenses related to professional and specialized services provided by the County of Fresno.

## NOTES TO THE FINANCIAL STATEMENTS

### **NOTE 6 - FUND BALANCE**

In the fund financial statements, governmental funds report fund balance as nonspendable, restricted, committed, assigned or unassigned based primarily on the extent to which the Authority is bound to honor constraints on how specific amounts can be spent.

- **Nonspendable-** Amounts that are not in spendable form (such as inventory) or are required either legally or contractually to be maintained intact.
- **Restricted-** Amounts with constraints placed on their use that are either (a) externally imposed by creditors, grantors, contributors, or laws or regulations of other governments; or (b) imposed by law through constitutional or enabling legislation.
- **Committed-** Amounts constrained to specific purposes by the Authority itself, using the Authority's highest level of decision-making authority (the Board of Directors). To be reported as committed, amounts cannot be used for any other purpose unless the Authority takes the same highest level action to remove or change the constraint. The underlying action that imposed the limitation needs to occur no later than the close of the reporting period.
- **Assigned-** Amounts the Authority *intends* to use for a specific purpose. Intent can be expressed by the Authority at either the highest level of decision-making authority or by an official or body to which the Authority delegates the authority. This is also the classification for residual funds.
- **Unassigned-** The residual classification for the Authority's General Fund that includes amounts not contained in the other classifications. In other funds, the unassigned classification is used only if expenditures incurred for specific purposes exceed the amounts restricted, committed, or assigned to those purposes.

The Authority establishes and modifies or rescinds fund balance commitments by passage of an ordinance or policy. This is typically done through adoption and amendment of the budget. A fund balance commitment is further indicated in the budget as a designation or commitment of the fund, such as approved construction contracts. Assigned fund balance is established by the Authority through adoption or amendment of the budget or future year budget plan as intended for a specific purpose.

When both restricted and unrestricted resources are available for use, it is the Authority's policy to use restricted resources first, followed by the unrestricted committed, assigned, and unassigned resources as they are needed.

The Authority's General Fund balance of \$3,358,943 is considered restricted. This is because the monies are derived from Measure Z and are required to be spent in a manner that is consistent with the limitations placed on its use.

### **NOTE 7 – SUBSEQUENT EVENTS**

In compliance with accounting standards, management has evaluated events that have occurred after year-end to determine if these events are required to be disclosed in the basic financial statements. Events were considered through December 12, 2024, which is the date of issuance of the Authority's independent auditor's report.

**REQUIRED SUPPLEMENTARY INFORMATION**  
**(Other than MD&A)**

**FRESNO COUNTY ZOO AUTHORITY**  
**BUDGETARY COMPARISON SCHEDULE**  
**GENERAL FUND**  
**For the Year Ended June 30, 2024**

	Budgeted Amounts		Actual Amounts	Variance with Final Budget
	Original	Final		
<b>Resources:</b>				
Measure Z Sales tax	\$ 434,466	\$ 434,466	\$ 424,737	\$ (9,729)
Interest	44,000	44,000	85,200	41,200
<b>Total resources</b>	<u>478,466</u>	<u>478,466</u>	<u>509,937</u>	<u>31,471</u>
<b>Charges to appropriations:</b>				
Current:				
Office expenses	6,000	6,000	-	6,000
Professional and specialized services	170,789	203,366	148,044	55,322
Postage	1,000	1,000	-	1,000
Data processing services	1,500	1,500	5,267	(3,767)
Memberships	500	500	-	500
Transportation, travel, and education	2,500	2,500	-	2,500
Publications and legal notices	500	500	-	500
Telephone	250	250	-	250
Printing	-	-	8,395	(8,395)
PeopleSoft charges	800	800	746	54
<b>Total charges to appropriations</b>	<u>183,839</u>	<u>216,416</u>	<u>162,452</u>	<u>53,964</u>
Change in net position	<u>\$ 294,627</u>	<u>\$ 262,050</u>	347,485	<u>\$ 85,435</u>
<b>FUND BALANCE</b>				
Fund Balance - beginning			<u>3,011,458</u>	
Fund Balance - ending			<u>\$ 3,358,943</u>	

The accompanying note is an integral part of this schedule.



**NOTE TO BUDGETARY COMPARISON SCHEDULE  
GENERAL FUND**

**Budgets and Budgetary Data**

The Authority adopts a legal annual operating budget for its General Fund. All budget transfers and expenditures are approved by the Authority's Board of Directors or by the Authority Administrator prior to disbursement. The legal level of budgetary control is at the object level. The final budget revenue and expenditure amounts represent the original budget modified by any amendments and adjustments that have occurred during the year. The Authority uses an encumbrance system as an extension of normal budgetary accounting. Under the encumbrance system, the expenditure of monies is encumbered in order to reserve that portion of applicable appropriations. Encumbrances are combined with expenditures for budgetary comparison purposes. Unencumbered appropriations lapse at year-end; encumbered appropriations at year-end are carried forward in the ensuing new fiscal year's budget but are kept separate from the new fiscal year's budget. The encumbrances are reported as prior budget year appropriations on all financial reports but are available for expenditure in the new fiscal year.

A budgetary comparison schedule for the General Fund is presented on Page 19. Its purpose is to demonstrate compliance with the approved budget for fiscal year 2023-2024. Actual expenditures appearing on the schedule are presented using the accrual basis of accounting.

***THIS PAGE IS LEFT BLANK INTENTIONALLY***

## **OTHER AUDITOR'S REPORT**

***THIS PAGE IS LEFT BLANK INTENTIONALLY***



**INDEPENDENT AUDITORS' REPORT ON INTERNAL CONTROL OVER  
FINANCIAL REPORTING AND ON COMPLIANCE AND OTHER MATTERS  
BASED ON AN AUDIT OF FINANCIAL STATEMENTS PERFORMED  
IN ACCORDANCE WITH GOVERNMENT AUDITING STANDARDS**

Board of Directors  
Fresno County Zoo Authority  
Fresno, California

We have audited, in accordance with the auditing standards generally accepted in the United States of America and the standards applicable to financial audits contained in *Government Auditing Standards* issued by the Comptroller General of the United States, the financial statements of the governmental activities, the general fund, and the aggregate remaining fund information of Fresno County Zoo Authority, as of and for the year ended June 30, 2024, and the related notes to the financial statements, which collectively comprise the Fresno County Zoo Authority's basic financial statements, and have issued our report thereon dated December 12, 2024.

**Report on Internal Control Over Financial Reporting**

In planning and performing our audit of the financial statements, we considered Fresno County Zoo Authority's internal control over financial reporting (internal control) as a basis for designing audit procedures that are appropriate in the circumstances for the purpose of expressing our opinions on the financial statements, but not for the purpose of expressing an opinion on the effectiveness of Fresno County Zoo Authority's internal control. Accordingly, we do not express an opinion on the effectiveness of Fresno County Zoo Authority's internal control.

A *deficiency in internal control* exists when the design or operation of a control does not allow management or employees, in the normal course of performing their assigned functions, to prevent, or detect and correct, misstatements on a timely basis. A *material weakness* is a deficiency, or a combination of deficiencies, in internal control, such that there is a reasonable possibility that a material misstatement of the entity's financial statements will not be prevented, or detected and corrected, on a timely basis. A *significant deficiency* is a deficiency, or a combination of deficiencies, in internal control that is less severe than a material weakness, yet important enough to merit attention by those charged with governance.


Our consideration of internal control was for the limited purpose described in the first paragraph of this section and was not designed to identify all deficiencies in internal control that might be material weaknesses or significant deficiencies. Given these limitations, during our audit we did not identify any deficiencies in internal control that we consider to be material weaknesses. However, material weaknesses or significant deficiencies may exist that were not identified.

### **Report on Compliance and Other Matters**

As part of obtaining reasonable assurance about whether Fresno County Zoo Authority's financial statements are free from material misstatement, we performed tests of its compliance with certain provisions of laws, regulations, contracts, and grant agreements, noncompliance with which could have a direct and material effect on the financial statements. However, providing an opinion on compliance with those provisions was not an objective of our audit, and accordingly, we do not express such an opinion. The results of our tests disclosed no instances of noncompliance or other matters that are required to be reported under *Government Auditing Standards*.

### ***Purpose of This Report***

The purpose of this report is solely to describe the scope of our testing of internal control and compliance and the results of that testing, and not to provide an opinion on the effectiveness of the entity's internal control or on compliance. This report is an integral part of an audit performed in accordance with *Government Auditing Standards* in considering the entity's internal control and compliance. Accordingly, this communication is not suitable for any other purpose.

A handwritten signature in cursive script that reads "CliftonLarsonAllen LLP".

**CliftonLarsonAllen LLP**

Fresno, California  
December 12, 2024



CLA (CliftonLarsonAllen LLP) is a network member of CLA Global. See [CLAGlobal.com/disclaimer](http://CLAGlobal.com/disclaimer). Investment advisory services are offered through CliftonLarsonAllen Wealth Advisors, LLC, an SEC-registered investment advisor.



## AGENDA ITEM 10

---

DATE: May 28, 2025  
TO: Fresno County Zoo Authority Board  
FROM: Ron Alexander, Board Coordinator  
SUBJECT: Zoo Authority FY 2023-24 Annual Report

---

### RECOMMENDED ACTION:

**Receive and approve Fiscal Year 2023-24 Annual Report.**

### ATTACHMENTS:

Fiscal Year 2023-24 Annual Report





*Zoo Authority Report*

**2023-2024**



*Thando AND Daru!*

**LOVE**

**NEW  
BEGINNINGS**

**DOUBLE THE**

**TON**

**=**

**DOUBLE THE**

**FUN!**



# Zoo Authority Report

## 2023-2024

Introduction by the Chair of the Zoo Authority Board

Acknowledgments

2023-2024 Fresno County Zoo Authority Board and Staff

2023-2024 Milestones and Highlights

Treasurer's Exhibits

Introduction to Zoo Authority Financial Statements

Appendix A - Financial Statement

PHOTO COURTESY THROUGHOUT THIS REPORT:  
FRESNO CHAFFEE ZOO, GV WIRE *and* GINA HILL

### *What a revelation!*

#### OUR FRESNO CHAFFEE ZOO

elephant moms Nolwazi and Amahle, welcomed **Two** baby African elephants, Thando and Davu were born several days apart in August 2024! This marks the first time in the Zoo's 95-year history that elephants have been born on site!

*This is an historic event for the Zoo  
and a wonderful way for us to celebrate  
being part of a successful elephant  
breeding program with various zoos  
throughout the entire planet!*

SO PROUD OF OUR ELEPHANT FAMILY!

## PAGE

1

3

4

5

7

9

10



**SUPRISE!**

**SUPRISE!**

**SUPRISE!**



**2**

**MOMS  
WELCOME**

**2**

**DELIGHTFUL  
BABIES!**







*Michelle Roman*  
**CHAIRMAN**

*Kristina Garabedian*  
**VICE CHAIRMAN**

*Peter Herzo*  
**BOARD MEMBER**

*Laura Martina*  
**BOARD MEMBER**

*Paul A. Toste, DVM*  
**BOARD MEMBER**

*Ralph Waterhouse*  
**BOARD MEMBER**

*Jerry Dyer*  
**BOARD MEMBER**

*Miguel Arias*  
**MAYOR'S ALTERNATE**

*During FY 2023-24,  
Fresno Chaffee Zoo  
welcomed 888,748 visitors!*



**ADDRESS:** 2221 Tulare Street, Room 304, Fresno, CA 93721  
**PHONE:** 559.600.1710 **EMAIL:** [zooauthority@fresnocountyca.gov](mailto:zooauthority@fresnocountyca.gov)  
**WEB:** [www.zooauthority.org](http://www.zooauthority.org)

## *News from The Zoo Authority*

Fresno County Board of Supervisors • Hall of Records  
2281 Tulare Street, Room 300 • Fresno, CA 93721


### *Don't You LOVE New Beginnings?*

Dear Supervisors,

On behalf of the members of the Fresno County Zoo Authority Board, I am pleased to present our Annual Report for fiscal year 2023-24 that concluded on June 30.

During FY 2023-24, Fresno Chaffee Zoo welcomed 888,748 visitors! The Zoo is grateful for the support of the community and the hard work of its staff to continue to provide excellent animal care and fun and educational experiences throughout the year.

FY 2023-24 was a year of notable events. The Zoo opened the Butterflies and Big Bugs exhibit, a kaleidoscope of butterflies and a robotic Big Bug experience featuring larger-than-life species from around the world. The Zoo announced the opening of the Conservation Action Center, an important role as a place to strengthen and expand the Zoo's work in local species protection. This project highlights the Zoo's focus and commitment to wildlife at their doorstep, such as the blunt-nosed leopard lizard. This climate-controlled, bio-secure building is the primary location for breeding and raising the endangered blunt-nosed leopard lizard. The lizards hatched here are carefully studied to help expand our understanding of this local species while allowing guests to witness species recovery in action.



**WAY TO GO MOMS AND KIDS!**

# News from The Zoo Authority

*Playful and sweet!*



In the fiscal year concluded on June 30, 2024, Measure Z proceeds received were \$21,402,602 with a total cash balance of \$42,828,221 available to Fresno Chaffee Zoo for future projects or maintenance and operations. Disbursements for expenses funded by Measure Z totaled \$17,021,789, which includes \$8,704,138 for capital improvements and \$8,317,651 for maintenance and operations.

The one-tenth of one percent sales tax proceeds for Measure Z are received into three Fresno County managed funds: one third for maintenance and operations, two thirds for capital projects, and two percent for Authority administrative costs. To date, Fresno Chaffee Zoo has been reimbursed \$84,141,577 for maintenance and operations, and \$150,542,899 for capital projects.

The Authority's administrative expenses are primarily for professional and specialized services provided by Fresno County staff, including managerial, clerical, accounting, and legal services, as well costs associated with the annual independent audit found in Appendix A.

Both the Zoo Authority Board and the Fresno's Chaffee Zoo Corporation Board are very mindful of our responsibility for Measure Z funds. Reporting on the use of these funds for oversight purposes is provided each fiscal year by CLA, LLP, our independent external auditor and by Fresno County Treasury staff. The Zoo Corporation's external auditor, Price Paige & Company, and Zoo Corporation's staff also report to the Authority Board on the Zoo's audit of Measure Z funds on a calendar year basis.

I know you will agree that our Zoo is a special jewel in California's Central Valley, and I speak for all Authority Board members when I say that we look forward to many successful years to come.

If you have any questions regarding the Authority Board or the management of Measure Z funds, please feel free to contact me or one of our staff members at any time.

Respectfully,

*Michelle Roman*

Michelle Roman  
Chairman of the Board  
Fresno County Zoo Authority

*Both calves were born a bit early, so they required extra care and patience in nursing. We used platforms to help them reach their mother's nutritious milk and found great success!*



**GROWING STRONG AND STAYING CURIOUS!**



# 2023-2024 Acknowledgments



The Fresno County Zoo Authority greatly appreciates the investment of personal time and effort by board members of Fresno's Chaffee Zoo Corporation, and the cordial and collaborative relationship between the staff of the Authority and the Corporation.

We also acknowledge and appreciate the prompt and enthusiastic assistance from many Fresno County employees, without whom the needs and goals of the Zoo Authority Board could not be met.

## *Auditor-Controller/Treasurer-Tax Collector*

**Carmen Leal**, Account Clerk

**Angelica Arrelano**, Accounting & Finance Manager

**Rochelle M. Garcia**, Accounting & Finance Division Chief

## *County Counsel*

**Juanita Montoya**, Accountant

## *Fresno County Employees' Retirement Association*

**Merelle Buttnr**, Administrative Assistant

**Steve Mayer**, Business Systems Analyst

**Anthony Ramirez**, Business Systems Analyst

**Donald Kendig**, Retirement Administrator

## *ITSD / Graphic Communication Services Division*


**Gina Barr-Hill**, Graphic Arts Specialist

## *ITSD / Information Technology Division*

**Erik Vogeler**, Business Systems Analyst

## *Certain Stats Generously Shared By:*

**Steven Gonzales - Warkentin**, Chief of Staff  
From the Fresno Chaffee Zoo



## *Annual Report Designed By:*

**Gina Barr-Hill** | Graphic Arts Specialist  
Internal Technology Services  
Graphic Communication Services Division

THANK YOU FOR YOUR HELP IN CREATING THE ZOO AUTHORITY REPORT!





# 2023-2024 Board and Staff



## ZOO AUTHORITY BOARD MEMBERS

### POSITION / TERM EXPIRATION

### ORIGINAL APPOINTMENT

#### Michelle Roman

*Nominated by: District 4 Supervisor Buddy Mendes*

Chairman  
Term Expiration: 1/4/2027

7/14/2015

#### Kristina Garabedian

*Nominated by: District 2 Supervisor Steve Brandau*

Vice Chairman  
Term Expiration: 1/8/2029

7/9/2019

#### Peter Herzog

*Nominated by: District 3 Supervisor Nathan Magsig*

Board Member  
Term Expiration: 1/8/2029

9/10/2013

#### Laura Martina

*Nominated by: District 3 Supervisor Sal Quintero*

Board Member  
Term Expiration: 1/6/2025

11/5/2024

#### Paul A. Toste, DVM

*Nominated by: District 1 Supervisor Brian Pacheco*

Board Member  
Term Expiration: 1/4/2027

2/8/2005

#### Ralph Waterhouse

*Nominated by: 2018 Board of Supervisors Chairman Sal Quintero*

Board Member  
Term Expiration: 1/6/2026

1/10/2006

#### Jerry Dyer

*Ex Officio - Mayor of Fresno*

Board Member

Upon oath of office  
1/5/2021

#### Miguel Arias

*Mayor's Appointment - Fresno City Councilmember, District 3*

Mayor's Alternate

1/17/2019

## ZOO AUTHORITY STAFF

### STAFF MEMBER

### ZOO AUTHORITY TITLE

### COUNTY DEPARTMENT

### COUNTY TITLE

#### Paul Nerland

Administrator

County Administrative Office

County Administrative Officer

#### Ron Alexander

Coordinator

County Administrative Office

Senior Administrative Analyst

#### Lindsay Beavers

Counsel

County Counsel

Deputy County Counsel

#### Matthews Blanks

Auditor Staff

Auditor-Controller/  
Treasurer-Tax Collector

Accountant

April 15th saw the grand opening of Butterfly Gardens which showcased the world famous Blue Morpho butterfly which is bigger than your hand! Speaking of big... giant animatronic bugs invaded near the gardens! This walk through exhibit allowed families to see all kinds of curious crawlers up close and personal.

### CURIOUS CRAWLERS AMONGST BUTTERFLY BEAUTY!



BUTTERFLY GARDENS HOSTED LARGER THAN LIFE ANIMATRONIC BUGS!





# 2023-2024 Zoo Authority Highlights



**OTHER NOTABLE BIRTHS**  
between  
July 2023  
thru  
June 2024

American Flamingo

Blunt Nosed Leopard Lizard

Masai Giraffe

McCord's Snake-Necked Turtle



Prehensile-Tailed Skink

Six-Banded Armadillo

Southern Screamer

Yellow-Headed Poison Frog

*This includes all births, even those that did not survive past 30 days.*



## 2003

- Nine-year-old Angel Arellano writes to The Fresno Bee, enclosing her \$1 donation inspiring the effort to save Fresno Chaffee Zoo.

## 2004

- Board of Supervisors creates Zoo Authority, adopts ordinance for a special tax of 1/10th of one cent for ten years and approves placing ordinance on November ballot which passes with 73.42% of votes.

## 2006

- Fresno's Chaffee Zoo Corporation takes over operation of the Zoo from the City of Fresno.

## 2007

- Maintenance and renovation projects throughout the Zoo.

## 2008

- Master planning and pre-design engineering in progress.

## 2009

- Preparation of Environmental Impact Report and Roeding Park tree survey.

## 2010

- Stingray Bay becomes a permanent exhibit.
- Dino Dig opens!
- Fresno Planning Commission certifies Roeding Park Master Plan Environmental Impact Report.

## 2012

- Purchase of portable digital X-Ray machine.
- August-Sea Lion Cove opens; September attendance increased 93% over September 2011!

## 2013

- King Cobra, Komodo dragon and renovated Reptile House exhibits open.

## 2014

- January construction begins on African Adventure, 75% of construction firms are local.
- Tiger cubs bring more than 100,000 Zoo visitors in April.
- 72% of voters approve Measure Z for another 10 years.
- Annual visitors surpass 700,000 - an increase of 70% in 5 years.

## 2015

- Funding approved for African animal acquisition, utilities upgrades and expansion of Dino Dig.
- October African Adventure opening increases attendance by 95% over October 2014.

## 2016

- Between October 2015 and September 2016, the Zoo welcomed 1,020,700 visitors.
- Funding approved for Dino Dig, consult and design of Warthog exhibit, and conceptual design of African River.
- A record 964,091 guests visited the Zoo.

## 2017

- Funding approved and projects completed for storm drain extension and lines for Wilderness Falls.
- Funding approved for schematic design of the African River, design of Orangutan improvements, the Ambassador Animal building and construction of Wilderness Falls.

## 2018

- Approved \$889,000 for Zooplex design.
- Approved \$267,000 for Asian Exhibits conceptual and schematic design.

## 2019

- Completed Warthog exhibit construction.
- Completed South Corridor Infrastructure Project.
- Zoorasic Park came roaring in with 21 lifelike and life-size dinosaurs that moved and made sounds.

## 2020

- Start construction for Zooplex.
- Start build for Ambassador Complex.
- Construction begins for Kingdoms of Asia.

## 2021

- Grand Opening for Ambassador Complex.
- Continued construction on Zooplex.
- Continued construction on Kingdoms of Asia.
- First ever Zoo Brew!
- Conservation efforts produced 19 successful hatchings of Blunt Nose Lizards with long term goal to release them to the Panoche Plateau.

## 2022

- MOU signed with Fresno State for cooperative relationships and internships between Zoo Staff and academic departments for internships.
- MOU signed with the Fresno Housing Authority to for paid internships and unique learning opportunities.
- Continued construction on Zooplex, the new Animal Nutrition and staff support center.
- Continued construction on Kingdoms of Asia.

## 2023

- Broke ground for the Conservation Action Center, our new home for the Blunt Nosed Leopard Lizard program.
- Zooplex building completed.
- Kingdoms of Asia completed and opened.
- Kingdoms of Asia Phase 2 under construction. This space reimagines mixed housing for species like the Tapir, Muntjac and Babirusa!

# ACTION PACKED Highlights BETWEEN FY 2023-2024

## MAJOR ANNOUNCEMENTS/NOTABLE EVENTS

- **August 12th 23'** After the arrival of our male African Elephant in November 2022, we were elated to announce on 8/12/2023 (World Elephant Day) that both our female elephants were pregnant! Gestation takes 2 years for development.
- **April 15th 24'** Opening of Butterflies and Big Bugs
- **May 27th 24'** Opening of Conservation Action Center
- **May 2nd 24'** Live Elephant Ultrasound (showing 100 days of gestation)

## ANNUAL EVENTS


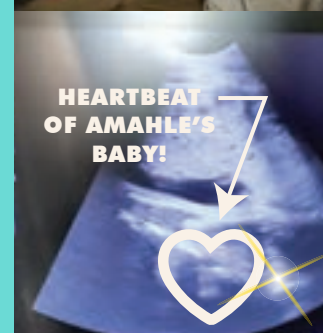
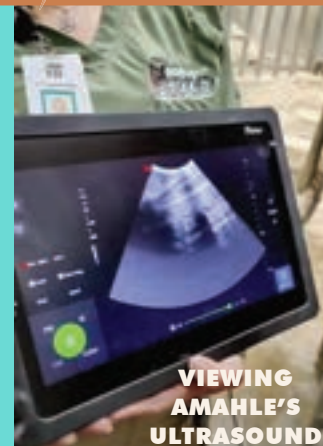
- Safari Night
- Roar & Pour
- ZooBoo
- IllumiNature
- Art in the Wild
- Ice Cream Zoofari

## COMMUNITY EVENTS

- **November 5th 23'** Dia de los Muertos
- **Early 24'** Lunar New Year
- **February 24th 24'** Black History Month
- **May 11th 24'** Hero Day
- **June 8th 24'** Rainbow Family Day

## OTHER EVENTS

- Town Hall Event with Cristina Goettsch Mittermeier
- Day of Service
- Fisher Kit Rehab
- ZooCamp
- ZooMania



## BLUNT NOSED-LEOPARD LIZARDS ARE STILL GOING STRONG!

*The opening of The Conseration Action Center reflects the deep commitment of many partners to the recovery of species listed under the Endangered Species Act in California, including the blunt-nosed leopard lizard," said Kim Turner, deputy field supervisor of the U.S. Fish and Wildlife Service's Sacramento Fish and Wildlife Office.*

**WE HAVE HIGH HOPES THAT THIS CENTER WILL BE A STEP ON THE ROAD TO RECOVERY FOR MANY SPECIES!**



MAKING SURE AMAHLE, OUR MOMMA ELEPHANT, IS COMFORTABLE DURING THE ULTRASOUND!





## Exhibit A

Fresno County Zoo Authority  
Cash Balance

## Exhibit B

Cash Disbursement  
by Category to Fresno's Chaffee  
Zoo Corporation during Fiscal Year 2023-24

## Exhibit C


Cash Disbursements by Fund to Fresno's Chaffee  
Zoo Corporation during Fiscal Year 2023-24

## Exhibit D

Fresno County Zoo Authority Measure Z  
Sales Tax Proceeds Budget (Cash Basis)  
for Fiscal Year Ended June 30, 2024

## Exhibit E

Fresno County Zoo Authority Measure Z  
Sales Tax Proceeds (Cash Basis) by  
Fiscal Year From Inception to June 30, 2024



## SPOTLIGHT ON



## Our Town Hall Event with Cristina Goettsch Mittermeier

In early 2024, The San Joaquin Valley Town Hall in conjunction with The Fresno Chaffee Zoo hosted **"Putting a Human Face on Climate Change: A Photographic Journey"** with Cristina Goettsch Mittermeier who is hailed as one of the most influential conservation photographers of our time. Mittermeier has focused her lens on every continent, in more than 132 countries.

As co-founder of the non-profit Sea Legacy she has dedicated her life to protecting the world's oceans. She has explored many isolated cultures and witnessed how climate change is impacting their vulnerable communities. Her fascinating storytelling and striking award-winning photography will inspire and raise awareness to the vital relationships between human cultures and biodiversity.

Mittermeier's work has been published in hundreds of prominent magazines, including National Geographic, TIME, McLean's, The Men's Journal and O. Along with her partner, Paul Nicklen, she was named one of National Geographic's Adventurers of the Year in 2018. In 2021, she was featured in Welcome to Earth on Disney+.

*"Images can help us understand the urgency many photographers feel to protect wild places. My work is about building a greater awareness of the responsibility of what it means to be human. It is about understanding that the history of every living thing that has ever existed on this planet also lives within us. It is about the ethical imperative—the urgent reminder that we are linked to all other species on this planet and that we have a duty to act as the keepers of our fellow life forms."*

## STUNNING PHOTOGRAPHY!



### BIO, QUOTE AND STORY CULLED FROM:

- <https://www.cristinamittermeier.com/biography>
- <https://valleytownhall.app.neoncrm.com/np/clients/valleytownhall/event.jsp?event=177>

### ALL ANIMAL PHOTOGRAPHY ON THIS PAGE TAKEN BY:

- Cristina Goettsch Mittermeier
- <https://www.cristinamittermeier.com>



## WE WERE HONORED TO MEET HER!



FASCINATING STORYTELLING WITH AWARD-WINNING PHOTOGRAPHY!



## UNAUDITED EXHIBITS

# From the Treasurer EXHIBIT A, B & C



**Hero Day:  
Honoring Our 1st Responders**

### EXHIBIT A: Measure Z Cash Balance

**As of June 30, 2024**

*Cash Available For Administration (2%)*  
Fresno County Zoo Authority

\$3,275,302

*Cash For Zoological Activities (98%)*

Operations 6,464,627  
Capital Projects 33,088,292

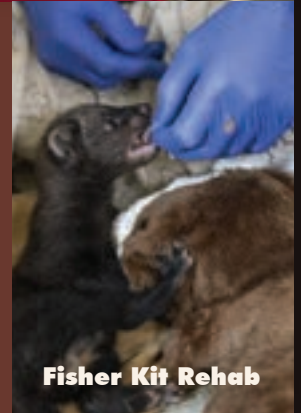
Total Cash Available for Zoological Activities

39,552,919

**TOTAL CASH BALANCE** as of June 30, 2023

**\$42,828,221**

*After it's mother passed, Fresno Chaffee Zoo became involved in the rehabilitation of an orphaned Southern Sierra Nevada Fisher Kit estimated to be 6 to 7 weeks old at the time of rescue.*



**Fisher Kit Rehab**

### EXHIBIT B: Cash Disbursements by Category to Fresno's Chaffee Zoo Corporation

**During Fiscal Year 2023-24**

*For Operations*

Salaries & Benefits 6,636,790  
Animal Feed & Supplies 652,948  
Maintenance & Utilities 1,027,673  
Bank Charges 240

**TOTAL OPERATIONS** Disbursed to FCZC During Fiscal Year 2023-24

**\$8,317,651**

*For Capital Projects*

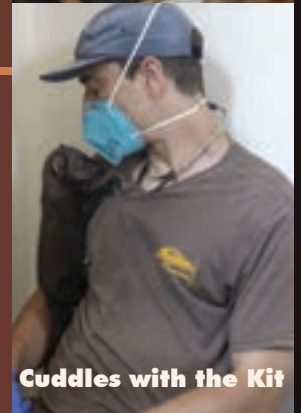
Project 8,704,138  
Capital Improvements

Total Capital Projects Disbursed to FCZC During Fiscal Year 2022-23


8,704,138

**TOTAL FCZC DISBURSEMENTS**

**\$17,021,789**



**Cuddles with the Kit**



**Recovering well!**

### EXHIBIT C: Fiscal Year Disbursements by Fund to Fresno Chaffee Zoo Corporation

#### FROM INCEPTION - JUNE 30, 2024

**FY 2006-16** (FIRST 10 YEARS)  
Operations 35,977,941  
Capital Projects 70,165,081  
**TOTAL DISBURSEMENTS** \$106,143,022

#### TOTAL DISBURSEMENTS

**FY 2017-2023**  
Operations 39,845,985  
Capital Projects 71,673,680  
**TOTAL DISBURSEMENTS** \$90,888,784

#### TOTAL DISBURSEMENTS

**FY 2024**  
Operations 8,317,651  
Capital Projects 8,704,138  
**TOTAL DISBURSEMENTS** \$17,021,789

*Fishers are carnivores that belong to the weasel family. The Southern Sierra Nevada fisher was listed as federally endangered in 2020 and has an estimated population of 300 to 500 individuals.*

*Total Recap*  
**2006-2024**

**Operations: \$84,141,577 + Capital Projects: \$150,542,899 = \$23,468,467**

**NOTE:** No disbursements were made prior to FY-2006

**WE ARE HONORED TO PLAY A ROLE IN THE RECOVERY OF THIS ENDANGERED SPECIES!**



## UNAUDITED EXHIBITS

### From the Treasurer

## EXHIBIT D & E



Rainbow Family Day

### EXHIBIT D: Fresno County Zoo Authority Measure Z Sales Tax Proceeds Budget (Cash Basis)

For the Fiscal Year Ended June 30, 2024

BUDGET

ACTUAL

FY-2024 TOTAL

JULY 2023	AUGUST 2023	SEPTEMBER 2023	OCTOBER 2023	NOVEMBER 2023	DECEMBER 2023	TOTAL BUDGET FOR 2023-24
BUDGET \$2,052,303	BUDGET \$1,850,610	BUDGET \$1,704,235	BUDGET \$1,859,508	BUDGET \$1,873,194	BUDGET \$1,741,609	BUDGET \$21,723,305
ACTUAL \$1,995,098	ACTUAL \$1,894,187	ACTUAL \$1,704,489	ACTUAL \$1,828,102	ACTUAL \$1,896,677	ACTUAL \$1,653,448	
JANUARY 2024	FEBRUARY 2024	MARCH 2024	APRIL 2024	MAY 2024	JUNE 2024	ACTUAL BUDGET FOR 2023-24
BUDGET \$1,601,234	BUDGET \$2,191,567	BUDGET \$1,624,595	BUDGET \$1,519,800	BUDGET \$2,014,828	BUDGET \$1,689,822	ACTUAL \$21,402,602
ACTUAL \$1,608,374	ACTUAL \$2,082,571	ACTUAL \$1,661,989	ACTUAL \$1,519,602	ACTUAL \$1,858,151	ACTUAL \$1,699,914	
						ACTUAL ABOVE BUDGET \$320,703

### EXHIBIT E: Fresno County Zoo Authority Measure Z Sales Tax Proceeds (Cash Basis)

By Fiscal Year From Inception to June 30, 2024

Total Measure Z Proceeds (Cash Basis) from Inception to 6/30/24: \$265,450,171



\*NOTE: Fiscal year 2004-2005 was the first year of the Measure Z tax resulting in partial year proceeds.

GOOD TIMES HAD AT FAMILY FUN EVENTS!



## INTRODUCTION TO AUDITED FINANCIAL STATEMENTS

### *Audited Financial Statements*

The Zoo Authority's financial statements for fiscal year ended June 30, 2024 were audited by Brown Armstrong, Certified Public Accountants, which is an independent accounting firm. The audit was conducted in accordance with auditing standards generally accepted in the United States of America and the standards applicable to financial audits contained in Government Auditing Standards, issued by the Comptroller General of the United States. These audited financial statements, as well as the independent auditor's report are presented in Appendix A. The notes to the financial statements should be read in conjunction with the statements as they are an integral part of the statements and provide disclosures required by generally accepted accounting principles (GAAP).

Financial highlights can be found on page 3 of the financial statements. Additional information, which is an integral part of the financial statements, can be found on pages 13-19.

Financial information for administration by the Zoo Authority is presented in pages 7-10. Financial information in relation to the operations and capital projects trust funds (*funds for zoological purposes*) is presented in pages 11-12.

As further discussed on page 16 of the financial statements, the Authority adopted an operating budget for fiscal year ended June 30, 2024. The variation between estimated and actual revenue and expenditures is presented in the Budgetary Comparison Schedule on page 20.

#### **DISBURSEMENTS TO FRESNO'S CHAFFEE ZOO CORPORATION**

**During fiscal year 2024, a total of \$17,021,789 was disbursed to the Fresno's Chaffee Zoo Corporation; \$8,317,651 for operations and \$8,701,138 for capital projects.**

The Statement of Fiduciary Net Position on page 11 presents cash balances available for operations and capital projects to be used for Zoological purposes as of June 30, 2024. This statement also presents funds held in trust for operations and capital projects based on the accrual basis of accounting.



**Lunar New Year**



**Black History Month**



**Black History Month**



**Día de los Muertos**





## APPENDIX A

# Financial Statements with Independent Auditor's Report



## Art in the Wild!

### Introducing a new program at The Fresno Chaffee Zoo which helps to foster positive mental health in children.

Community Health and other local partners with the Zoo, created this unique program that allows children who otherwise don't have an opportunity to create art and hang out in nature each week.

Children learn how to connect deeper with our animals from all over the world, while also learning techniques in drawing and sketching from our trained artist on staff.

### PROVIDES PHYSICAL AND EMOTIONAL WELL BEING

While exploring, they not only experience physical health in getting their steps in and around the zoo, but also are able to tap into their mental health by creatively expressing their emotions through drawing in a positive way.

Through art and animals, we aim to promote a healthy and safe environment that alleviates stress and provides security which may have a lasting impact on a young child's life.

### One step at a time, we can do this!

SOURCE: <https://www.communitymedical.org/about-us/newsroom/new-program-at-the-fresno-chaffee-zoo-combines-art-and-nature-for-local-kids>





**Address:** 2221 Tulare Street, Room 304, Fresno, CA 93721

**Phone:** 559.600.1710    **Email:** [zooauthority@fresnocountyca.gov](mailto:zooauthority@fresnocountyca.gov)

**Web:** [www.zooauthority.org](http://www.zooauthority.org)



The Fresno County Zoo Authority is the public agency responsible for the administration of Measure Z, the unique transactions and use tax (sales tax) collected throughout Fresno County for the support of the Fresno Chaffee Zoo in the City of Fresno. The sales tax, at the rate of one tenth of one percent (0.1%) is collected by retailers and sent to the State Board of Equalization (BOE). The BOE then deducts its administrative fee and forwards the remaining revenue (averaging about \$11 million per year since 2005) to the Measure Z Fund held in the Fresno County Treasury.

*We appreciate the Community's generous support of our beloved Fresno Chaffee Zoo!*